

TO: Kristina Doan, ISBE
Ann Freiburg, IDHS
Colleen Cunningham, IDHS
Jennifer Grissom, IDHS
All CFC Managers
Andria Goss, Cook County DCFS
Davette Clark-Johnson, CPS
Kelsey Badger, Erikson Institute's DCFS Intact Program
Allison Lowe-Fotos, Ounce of Prevention Fund
Carmen Garcia, Ounce of Prevention Fund
Karen Berman, Ounce of Prevention Fund
Kayla Goldfarb, Ounce of Prevention Fund

DATE: January 15, 2021

RE: FY 2021 Q1 Developmental Screening Report

Enclosed within are Child Find developmental screening reports and maps reflecting the number of children reported as screened from July 1, 2020 through September 30, 2020 throughout the State of Illinois. Please note that IDHS County Health Department (CHD) data is *not* included. When available, it will be located at <http://www.dhs.state.il.us/page.aspx?item=33422>. We hope to reintegrate this data going forward.

TABLE OF CONTENTS

Narrative	2
Sample Form	4
Directions for Completing Form	5
Data Mappings	8
Screenings Reported by ZIP Code	14
Screenings Reported by Month	24
Screenings Reported by Agencies Represented	29
Screenings Reported by Screening Tool Utilized	32

This report, as well as reports reflecting prior years, is made publicly available on our website at <https://www.childfind-idea-il.us/Screening.aspx>. If you have any questions or concerns about the enclosed information, please feel free to reach out via the contact form on our website at <https://www.childfind-idea-il.us/Contact.aspx> or call (800) 851-6197, option 2.

Best Regards,



Denise Stricklin
Child Find Project Coordinator

Child Find Project Data Collection Mappings

Background

Since 1998, the Illinois State Board of Education (ISBE) has operated the Child Find Project (Child Find), funded through Individuals with Disabilities Education Act Part B, Preschool Discretionary funds to develop and disseminate public awareness materials to Local Education Agencies (LEAs), Special Education Cooperatives, and the Child and Family Connections (CFC) offices.

The Child Find Project, managed by a single Program Coordinator, collects data on the number and location of developmental screenings taking place across Illinois for children between 0 to 5 years of age. A developmental screening is the use of screening tools to track the development of young children across multiple domains. Child Find receives:

- Data from the 25 CFC sites across Illinois. CFCs are the system point of entry for Early Intervention under the Illinois Department of Human Services (IDHS), and are required to report data to Child Find. CFCs receive data from local school districts, with the exception of Chicago Public School (CPS) District #299, where data is reported directly to Child Find.
- Quarterly data on screenings from all health departments reporting to IDHS, which is obtained from the Cornerstone data entry system (Cornerstone).
- Department of Children and Family Services (DCFS) Cook County for children birth to five who are in care. These screenings are conducted by Erikson Institute (Erikson) /DCFS Early Childhood developmental specialists or by the DCFS Integrated Assessment program.
- Monthly data from Erikson/ DCFS Early Childhood Intact Program for Cook, Northern, Central and Southern regions. Erikson/DCFS Early Childhood developmental specialists administer developmental screenings to children ages birth through three entering the foster care system in Cook County and coordinates assessments statewide. The data is not separated by zip codes but reported by the four DCFS regions.

Through the support of the Early Learning Council, the *0-5 Child Find Screening Data Collection Form* (Data Collection Form) used by reporting entities was updated in 2016 in an effort to gather improved information on referral counts, screening tools used, type of reporting program/entity and the type of referral. Among these improvements, a new field was added to include the zip code of locations performing developmental screenings. The inclusion of this field allows for the mapping of portrays where screenings occur, identify potential gaps in reporting and referrals and make the data useful for stakeholders.

Mappings

Child Find has partnered with the Illinois Early Childhood Asset Map (IECAM) to display, through geo-mapping, where developmental screenings are occurring as reported on the Data Collection Form. Developed in 2006, IECAM is funded by ISBE and the IDHS to provide information on existing services, the demographics of young children and their families, and state resources that serve young children. Child Find provides quarterly reports to IECAM which in turn provides mappings on 0-5 Child Find Screenings:

- Total Screened by CFC region
- Total Referred by CFC region

- Total Screened by Zip Code
- Total Referred by Zip Code

Limitations and exclusions

There is no data system to support unduplicated, disaggregated child level data collection, but the addition of the zip code field draws a broader picture of screenings occurring in the state. Even with the stated improvements to the Data Collection Form, limitations remain:

- Reporting to CFCs is voluntary and reporting entities include: school districts, Local Education Agencies (LEAs), Special Education Cooperatives, Regional Offices of Education, child care providers, Head Start/Early Head Start, Home Visiting programs, Early Intervention providers, health departments, health care providers, DCFS, IDHS Family Case Management, multi-funded programs, and Women, Infants and Children.
- CFCs 8, 9, 10 and 11 serve the City of Chicago but do not conduct screening events – Chicago Public Schools (CPS) #299 coordinates all screenings in these regions. It is up to CPS to report the screenings conducted, and data is not broken down by CFC region or even zip code.
- Reporting entities submit data manually through paper forms. CFCs vary greatly in the frequency and method of reporting data to Child find: Some CFCs email forms to the Project Coordinator as forms are received and other CFCs collect forms throughout a quarter before submitting them all at once via US Mail or fax.
- Delayed reporting from entities to CFCs impacts the timeliness of data to Child Find. CFCs do not all report information to Child Find in regular intervals.
- Data collection is time consuming and complex for both reporting entities and CFCs. Data is often inconsistent and unreliable because not all relevant fields are completed and mathematical miscalculations are recorded in fields. As of May 1, 2018, Child Find is piloting an electronic data collection system with two CFCs. This system would notify reporting entities when a mistake has been entered, prompting a correction before data submission is allowed.
- IDHS does not report data on developmental screenings by zip code. Rather, quarterly Cornerstone data is reported to Child Find in an aggregate format. This constitutes a significant sector of data that cannot be mapped.
- The data is not available in real-time but delayed by at least one quarter.
- The zip code on the Data Collection Form refers to where the screening occurred, not necessarily the home zip code of the children receiving the screening.

Even with limitations, the mappings make the data transparent and provides utility for stakeholders as a quality improvement process. As state agencies, programs, and communities continue to employ developmental screenings as a tool to support children’s development and school readiness, these mappings visually display areas in the state that might be underreporting screenings and need additional supports to increase screenings and referrals. Further, the wide dissemination of the mappings raise awareness of Child Find which may lead to better reporting by both entities and CFCs. Additional fields were added to the Data Collection Form beyond the zip code and future mappings are possible in the future.

**0-5 CHILD FIND
SCREENING DATA COLLECTION FORM**

Please refer to the directions when completing this form.

SECTION I: IDENTIFYING INFORMATION

Current Date: _____	Month/Year of Screenings: _____	CFC Submitting Form: _____
Name of Screening Agency: _____		
Type of Program/Entity ¹ : _____	Zip Code of Locations of Screenings: _____	
Screening Tool(s) used: _____		
Contact Person's Name: _____	Phone Number: _____	
Email Address: _____		

If the screening was part of a shared screening event, please check the following box:

SECTION II: SCREENING INFORMATION

Report Totals								
Total Children Screened	Age 0-11 months	Age 12-23 months	Age 24-35 months	Age 36-47 months	Age 48-60 months	Age 61+ months	Not Referred	Total Referred

Screenings of Children involved with DCFS		
# of Children in Intact Family Services Screened	# of Children of Teen Wards Screened	# of Children in Foster Care Screened

SECTION III: SCREENING RESULTS – REFERRAL COUNTS²

Report Totals for Children Ages 0 – 35 Months								
# Referred to EI	# Referred to LEA (ECSE)	# Referred to EHS	# Referred to PI (center-based)	# Referred to Child Care Program	# Referred to HV	# Referred to Other Services	# Referred to Multiple Services	# Referred for Rescreening

Report Totals for Children Ages 36 – 60 Months							
# Referred to LEA (ECSE)	# Referred to PFA	# Referred to HS	# Referred to Child Care Program	# Referred to HV	# Referred to Other Services	# Referred to Multiple Services	# Referred for Rescreening

Please fax or email completed form(s) by _____ (*insert timeframe*) to your local Child and Family Connections (CFC) office at the following contact information: _____.

You may find your local CFC office by going to the Illinois Department of Human Services office locator at www.dhs.state.il.us. If you have questions regarding this form, please contact the Child Find Project at 1-800-851-6197.

¹ Child Care Provider (CC), Head Start/Early Head Start (HS/EHS), Home Visiting (HV), Multi-Funded Program (MFP), Child and Family Connections (CFC), School District or Local Education Agency (LEA), Early Intervention (EI) Provider, Health Department (HD), Health Care Provider (HC), Women, Infants and Children (WIC), Illinois Department of Children and Family Services (DCFS) or Family Case Management (FCM).

² The following are abbreviations used in SECTION III: EI = Early Intervention; EHS = Early Head Start; PI = Prevention Initiative; HV = Home Visiting; PFA = Preschool for All; and HS = Head Start.

DIRECTIONS FOR COMPLETING 0-5 CHILD FIND SCREENING, REPORTING AND DATA COLLECTION FORM

The Illinois State Board of Education (ISBE) operates the Child Find Project (the “Project”). The Project is funded through IDEA Part B, Preschool Discretionary funds to develop and disseminate public awareness materials to Local Education Agencies (LEAs), Special Education Cooperatives, and the Child and Family Connections (CFC) offices. One activity of the Project is to collect data on the number and location of developmental screenings taking place across the State of Illinois for children between 0 and 5 years of age. The purpose of the 0-5 Child Find Screening, Reporting and Data Collection Form (the “Form”) is the collection of said data by the Project. If your program administers developmental screenings, you should report screening data to the Project using the Form. This applies to developmental screenings only and not to other types of screenings, such as those for vision or hearing. Agencies are required to complete each section of the Form.

The following are certain definitions that may be useful when completing the Form:

Health Department – A certified public health department of a county or the City of Chicago that strives to meet the public health needs of its jurisdiction.

Health Care Provider – A primary care physician, clinic, etc.

Home Visiting – A voluntary program serving pregnant women and children up to the age of 5 that promotes positive parenting practices and builds healthy parent-child relationships, which makes them an essential strategy for reducing child abuse and neglect, improving health outcomes for mothers and children, and increasing school readiness. Home visiting services use evidence-based, intensive, outcome-driven models that promote parent-child attachment; provide developmental screening, monitoring, and referrals; and provide linkages to community resources and services. Additional information pertaining to home visiting in Illinois can be found at <http://www.igrowillinois.org/>.

Multi-Funded Program – A program receiving separate funds from two or more program funding streams that are integrated or blended in order to pay for total program expenditures.

SECTION I: IDENTIFYING INFORMATION

This information allows the tracking of locations of screenings that occur, what programs or entities are involved in screenings, at what frequency screenings occur in a particular area, and who participates in screening activities.

Current Date – Insert the date the screening form is completed.

Month/Year of Screening – For cumulative reporting, insert the month and year the screenings took place.

CFC Submitting Form – CFCs should insert their CFC #, if a CFC is submitting a completed form.

Name of Screening Agency – Insert the name of the agency or provider undertaking the screening. Please note that such an agency or provider may include, but is not limited to, the following: Child Care Provider (CC); Head Start/Early Head Start (HS/EHS); Home Visiting (HV); Multi-Funded Program (MFP); Child and Family Connections (CFC); School District or Local Education Agency (LEA); Early Intervention (EI) Provider; Health Department (HD); Health Care Provider (HC); Women, Infants and

Children (WIC); Illinois Department of Children and Family Services (DCFS); or Family Case Management (FCM).

This information is gathered for data collection purposes only. If the screening is a joint effort between two or more CFCs or two or more school districts, indicate all CFCs and school districts involved in the joint effort, in order to show the area in which screenings are taking place. If a joint screening takes place with a CFC and a school district, the screenings will be attributed to the CFC or school district based on the ages of the children screened. Separate reports may be submitted if easier on reporting entities.

Type of Program/Entity – Insert the type of program or entity that describes the Screening Agency. Options include the following: Child Care Provider (CC); Head Start/Early Head Start (HS/EHS); Home Visiting (HV); Multi-Funded Program (MFP); Child and Family Connections (CFC); School District or Local Education Agency (LEA); Early Intervention (EI) Provider; Health Department (HD); Health Care Provider (HC); Women, Infants and Children (WIC); Illinois Department of Children and Family Services (DCFS); or Family Case Management (FCM).

Zip Code of the Locations of Screenings – Identify the zip code of the location of the screening event. One form should be submitted per event, as such, only one zip code should be entered here.

Screening Tool – Identify name of Developmental Screening tool(s) administered (e.g., ASQ3, ASQ-SE, DIAL, Brigance, other) by listing all that apply on the Form. Do not include other screenings performed such as Vision, Hearing, etc.

Contact Person (Name, Phone Number and Email Address) – Insert the name, telephone number and email address of the individual in charge of the screening session.

Name of Agency – List agency(ies) or individual provider(s) conducting the screening activity(ies), if screening event is community-wide or a joint-effort.

SECTION II: SCREENING INFORMATION

This information allows the tracking of the number of children screened and their age at the time of screening. Please note that the data for Section II refers to the total number of children screened (and is not separated out by zip codes as in Section I above).

Total Children Screened – Total number of children screened during event of cumulative monthly report.

Age 0-61+ Months – In the appropriate box, indicate the number of children by age who were screened.

Not Referred – Children who were screened but no referral was needed.

Total Referred – Children who were screened and a referral was needed.

The “Total Children Screened” count in Section II of the Form should equal the number of children referred *plus* the number of children not referred.

For purposes of the Form, a **Referral** occurs when a provider completes a screening and provides

information on how to connect families to a service provider that can meet the child and family's needs as indicated on the screening. Guidance on *referring families* may be found at the websites for (i) ExceleRate Illinois (including, the following link: <http://www.exceleRateillinoisproviders.com/docman/resources/91-three-steps-to-screening/file>) and (ii) U.S. Department of Health and Family Services—Office of Administration for Children and Families for *Birth to 5: Watch Me Thrive!* (including, the following link: https://www.acf.hhs.gov/sites/default/files/ece/ece_providers_guide_march2014.pdf)

For purposes of data related to the screenings of children involved with DCFS (which is collected in the second table in Section II), please note the following:

of Children in Intact Family Services Screened – refers to the number of children screened who are involved with DCFS but are not in DCFS protective custody and are residing with their families as part of DCFS's Intact Families program.

of Children of Teen Wards Screened – refers to the number of children screened whose parents are wards of DCFS.

of Children in Foster Care Screened – refers to the number of children screened who are in DCFS care and residing with a foster family.

SECTION III: SCREENING RESULTS – REFERRAL COUNTS

The information submitted here allows the tracking of referrals made for children ages 0-35 months and 36-50 months.

Indicate the number of children referred for further evaluation in the appropriate referral count box identified. If a referral type is not listed, please indicate the name of the agency(ies) receiving referral(s) and the number of children involved. Please note that the numbers used in Section III will overlap and will not always match-up to the number used in the category of "Total Referred" in Section II above.

Referred to Other Services – Indicate the number of children referred to community based programs/agencies (i.e., speech, hearing, vision).

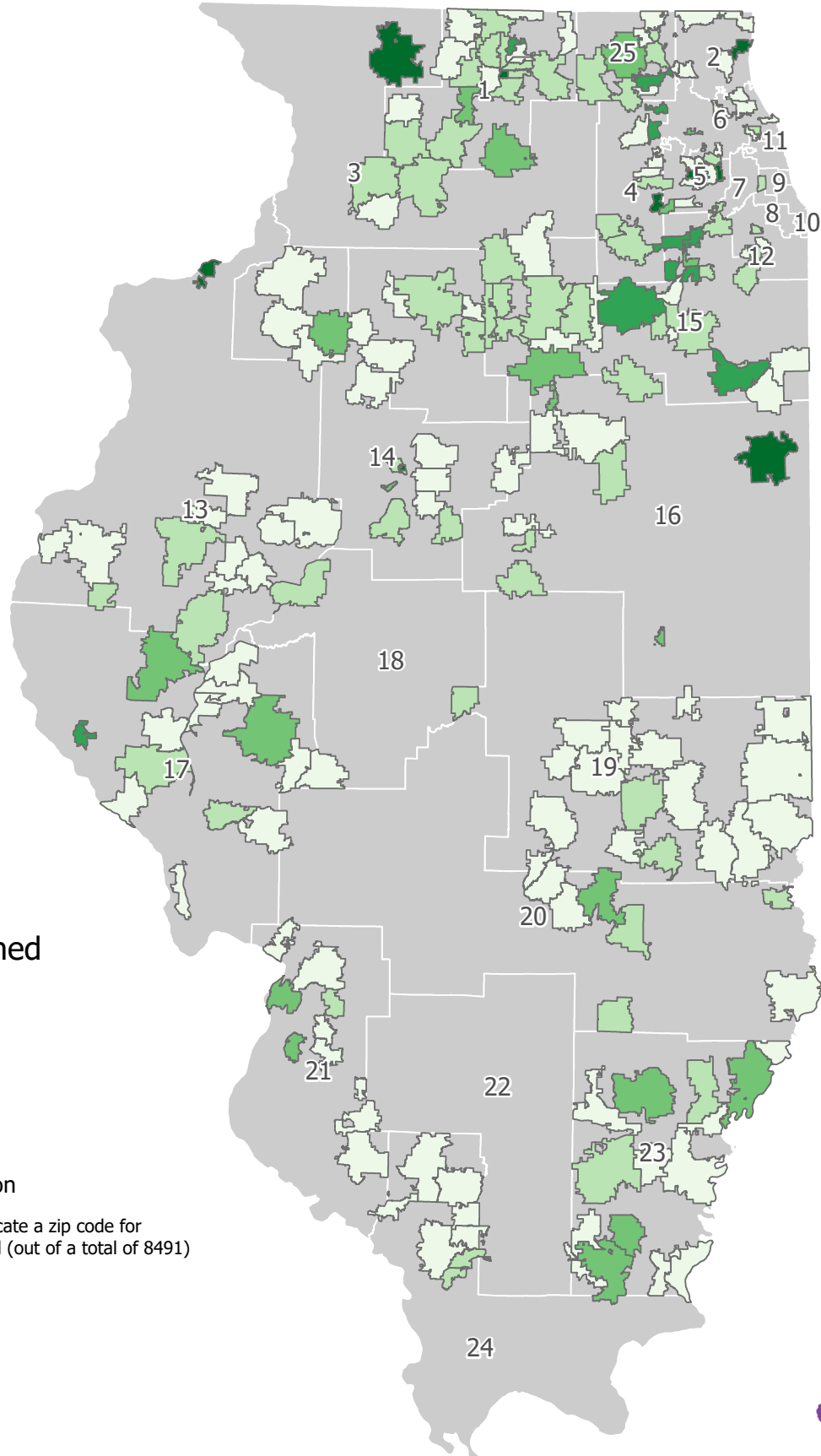
Referred for Rescreening – Indicate the number of children who did not score a concern on the screening, but are determined to benefit from a repeat screening at a later date (due to parent report of functioning variance, unable to screen, other concerns screener may have, etc.).

Referred to Multiple Services – If more than one of the other categories in this Section III has been checked, then also check "Referred for Multiple Services". *Please note that some children may be referred to multiple services and we want to know how many children present like that.*

Please **fax or email** completed reports to the local Child and Family Connections (CFC) office, attention Local Interagency Council (LIC) Coordinator. The LIC Coordinator is responsible for collecting all 0-5 Screening Collection forms relating to screening activities for children 0-5 years of age occurring in the service area. These reports are forwarded monthly to the State's Child Find Project Coordinator for statewide analysis and data compilation.

Child Find Screening FY2021, Q1

Total children birth to 5 years old screened, zip code



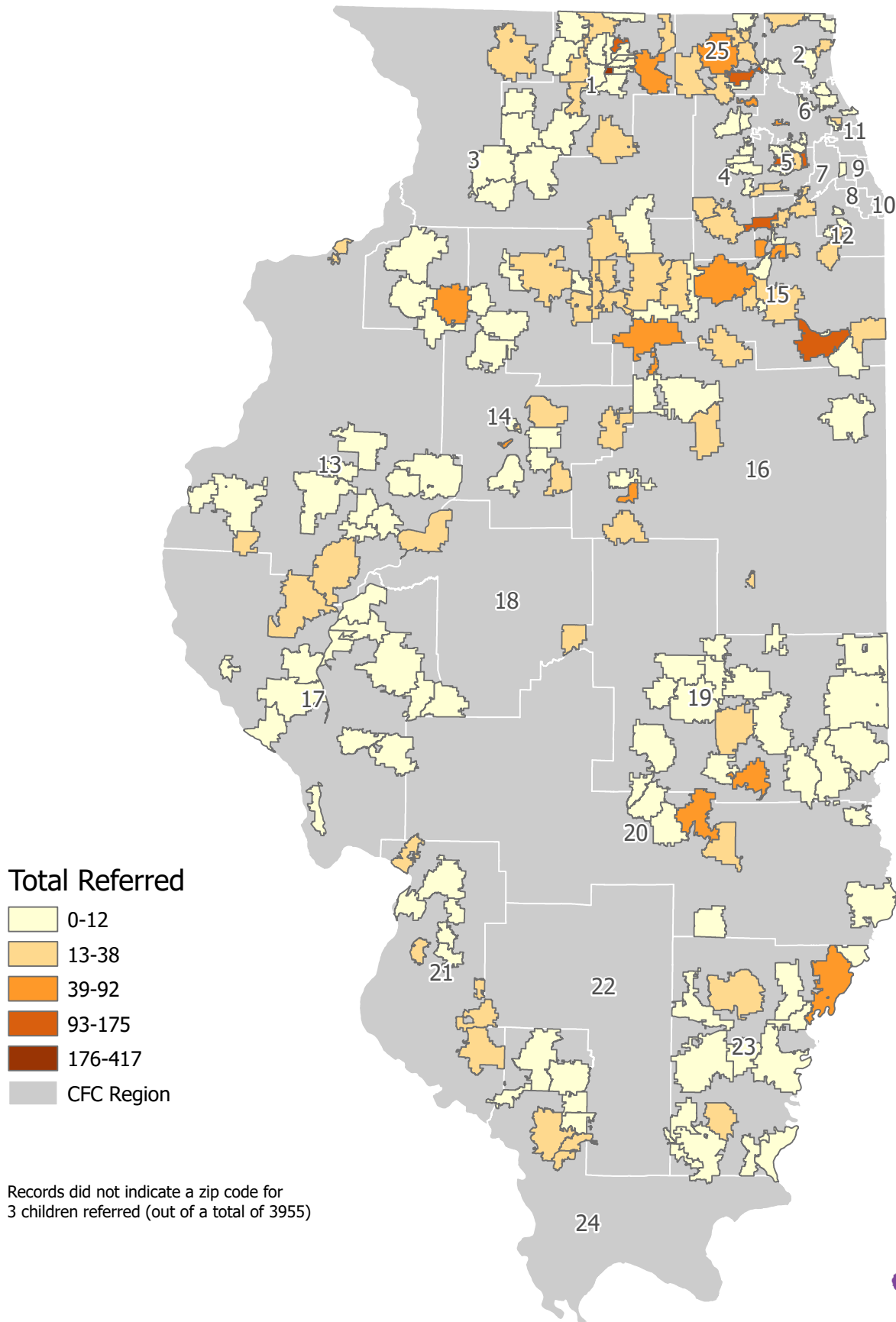
Total Screened

- 1-18
- 19-48
- 49-85
- 86-168
- 167-444
- CFC Region

Records did not indicate a zip code for 14 children screened (out of a total of 8491)

Child Find Screening FY2021, Q1

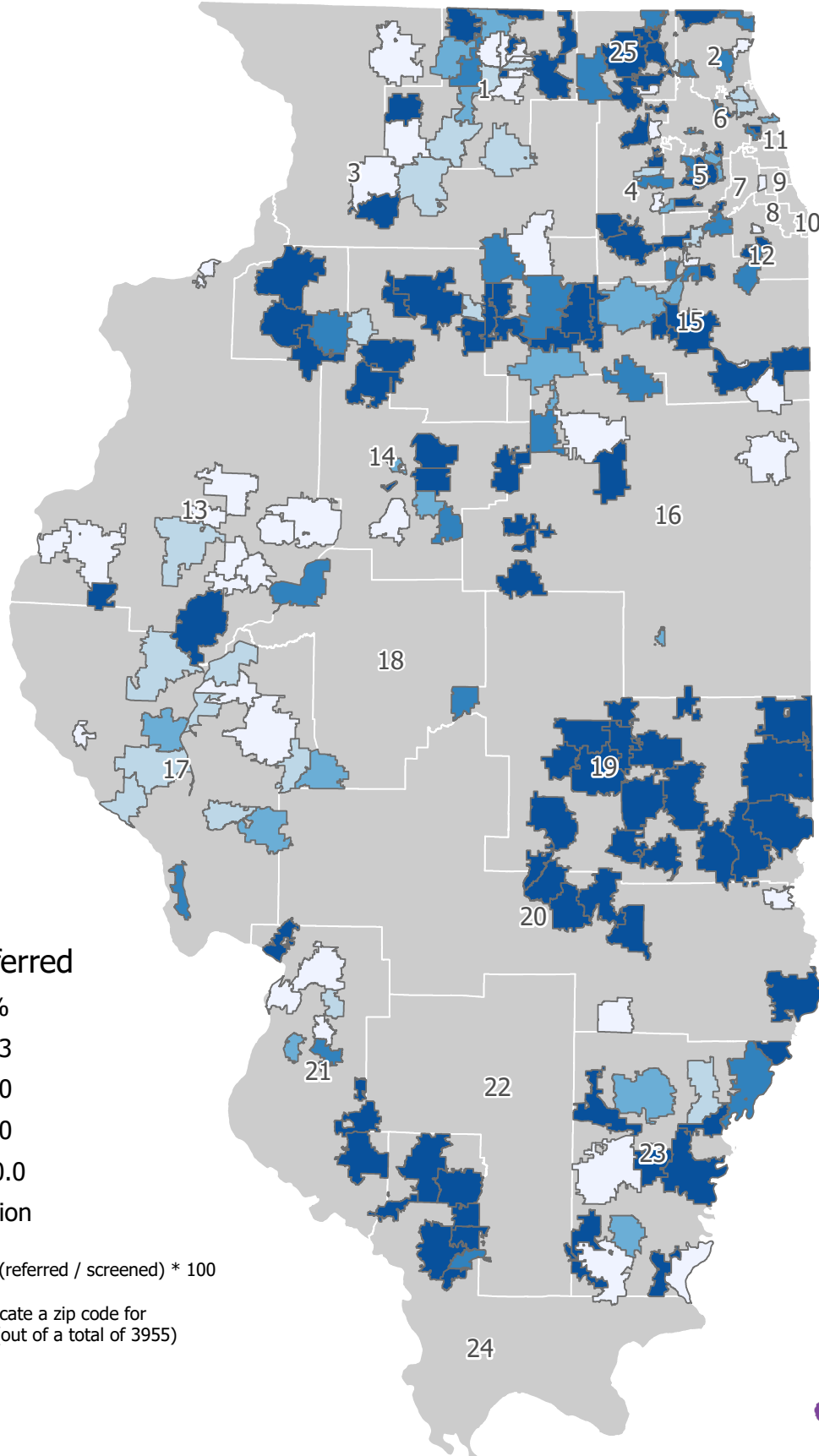
Total children birth to 5 years old referred, zip code



Records did not indicate a zip code for 3 children referred (out of a total of 3955)

Child Find Screening FY2021, Q1

Percent children referred, zip code



Percent Referred

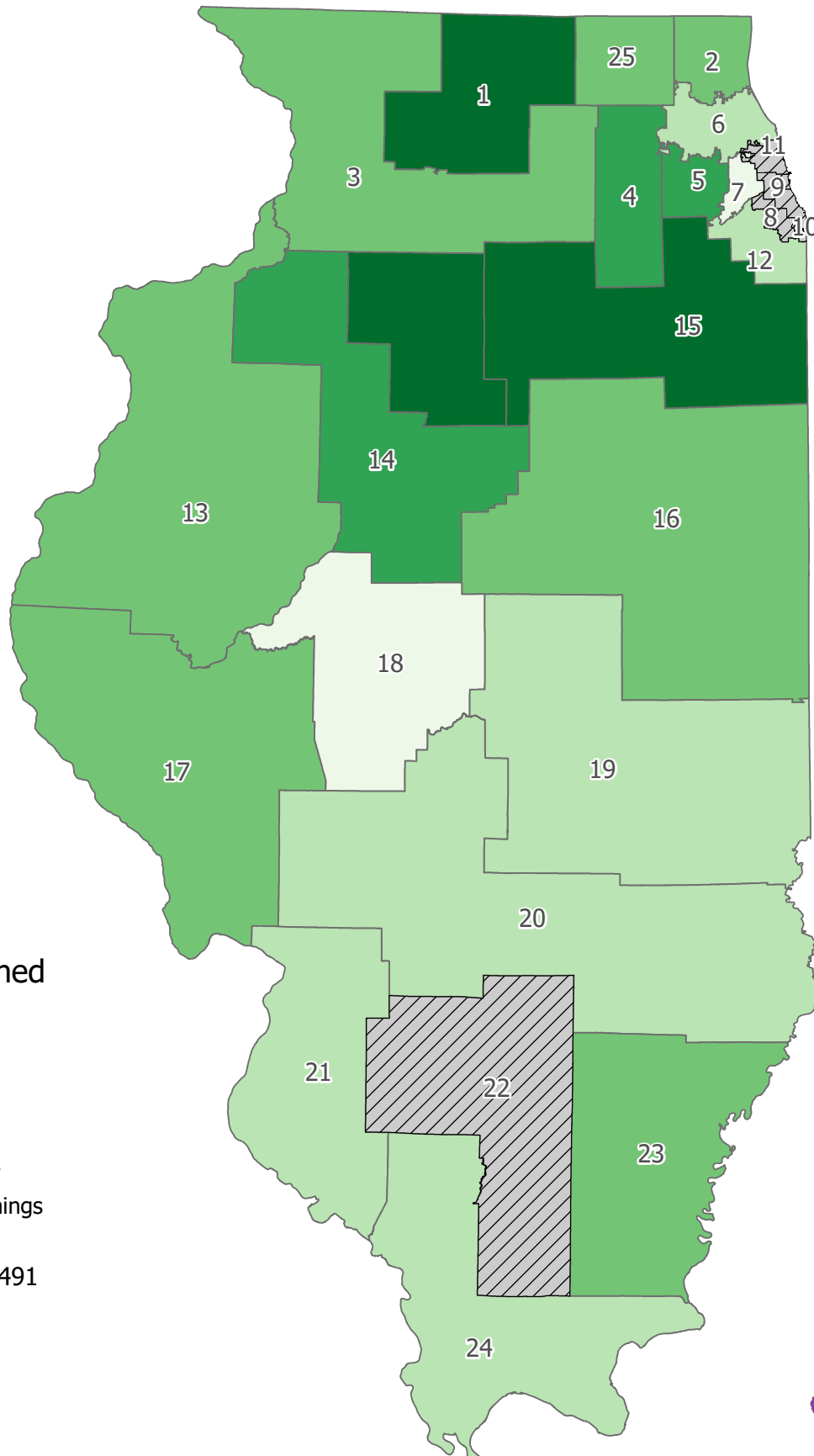
- 0-10.0 %
- 10.1-27.3
- 27.4-50.0
- 50.1-80.0
- 80.1-100.0
- CFC Region

Percent Referred = (referred / screened) * 100

Records did not indicate a zip code for 3 children referred (out of a total of 3955)

Child Find Screening FY2021, Q1

Total children birth to 5 screened, CFC region



Total Screened

- 39-58
- 59-234
- 235-527
- 527-817
- 818-1234
- no screenings

Illinois total: 8491

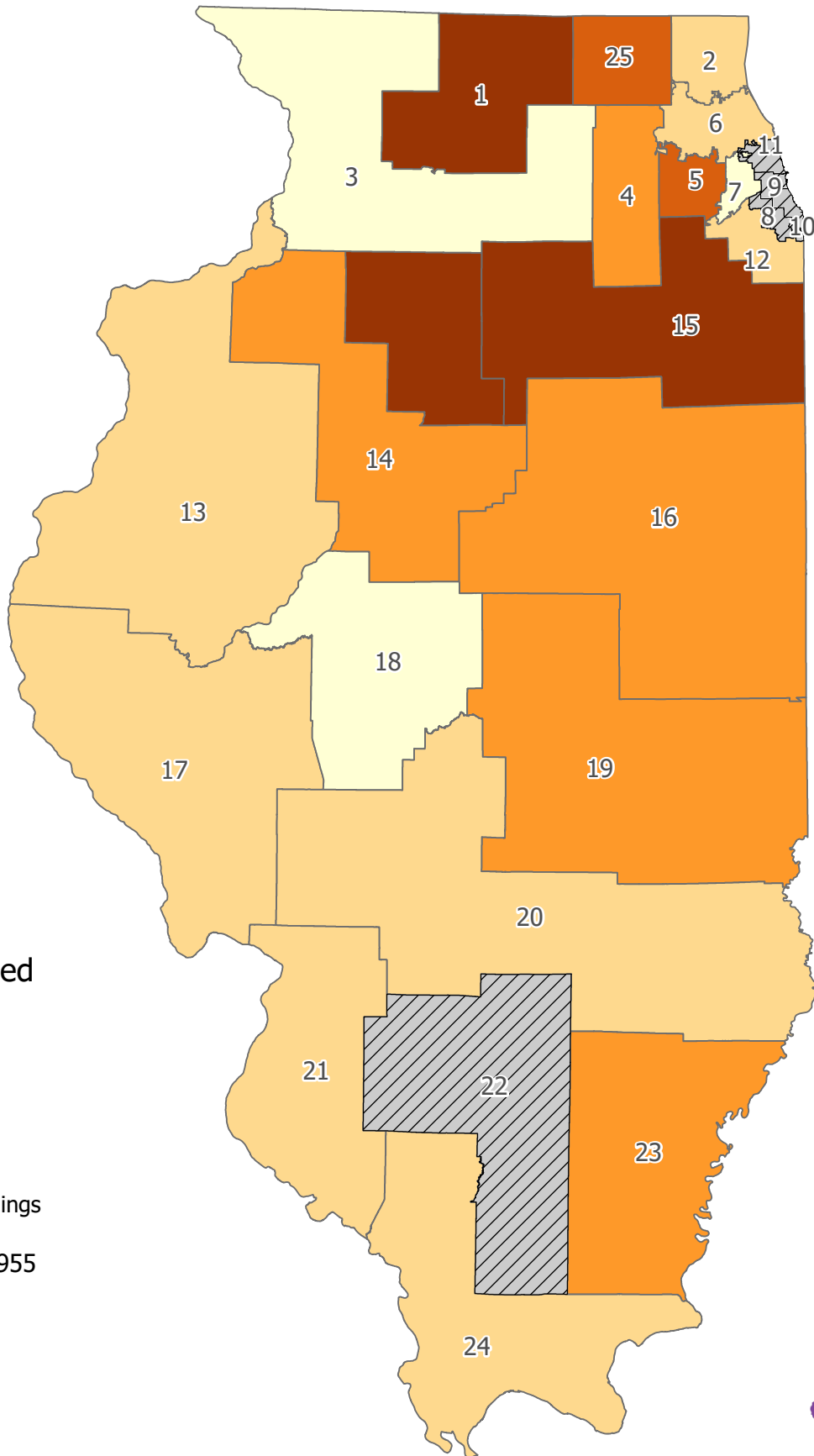


Illinois Early Childhood Asset Map

iecam.illinois.edu

Child Find Screening FY2021, Q1

Total children birth to 5 referred, CFC region



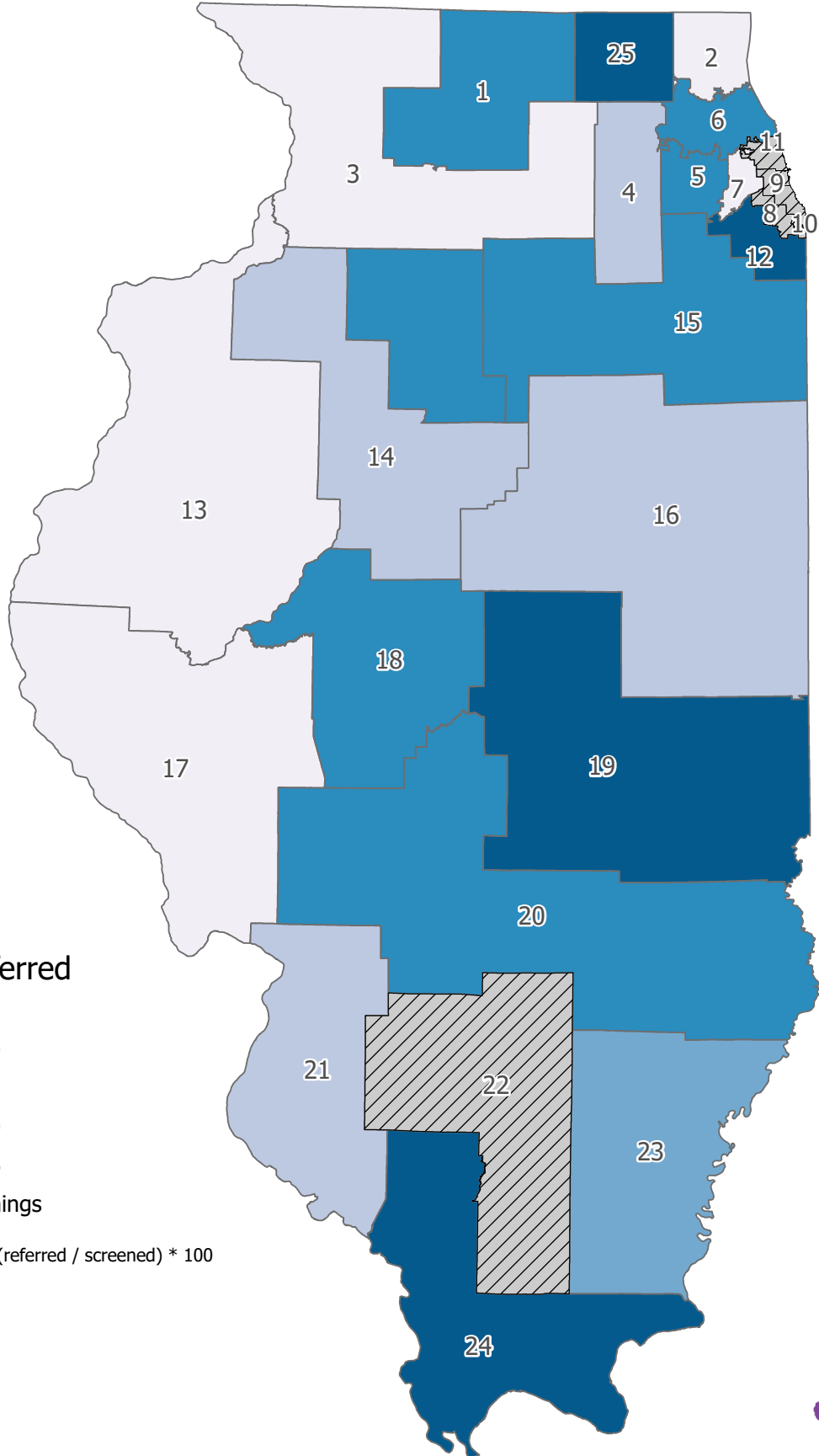
Total Referred

- 0-35
- 36-100
- 101-228
- 229-401
- 402-809
- no screenings

Illinois total: 3955

Child Find Screening FY2021, Q1

Percent children referred, CFC region



Percent Referred

- 0-17.0 %
- 17.1-32.9
- 33.0-39.5
- 39.6-67.0
- 67.1-98.6
- no screenings

Percent Referred = (referred / screened) * 100

Illinois = 46.6%

Screenings Reported by CFC/CPS/DCFS and ZIP / FY2021 Q1

Zip Code	Total Screened	Screenings of Children involved with DCFS						Not Referred	Total Referred	# of Children Ages 0 to 3 Referred to										# of Children Ages 3 to 5 Referred to						Sub-Totals										
		Ages (in Months)								In Intact Family Services	Children of Teen Wards	In Foster Care	LEA EI	LEA (ECSE)	EHS	PI (center-based)	Child Care Program	HV	Other Services	Multiple Services	Rescreening	LEA (ECSE)	PFA	HS	Child Care Program	Other HV Services	Multiple Services	Rescreening	Ages 0-35 mos.	Ages 36-61+ mos.						
CFC #01	Child & Family Connections, Youth Services Network, Inc., 107 North 3rd Street, Rockford, IL 61107 - Dee Dee Lowery																																			
61008	42	0	0	0	20	22	0	0	42	0	0	0	0	0	0	0	0	0	0	0	0	0	0	0	0	0	0	0	0	0	0	0	0	42	0	42
61010	51	0	0	3	31	17	0	33	18	1	0	0	0	0	0	0	0	0	0	0	0	0	0	0	0	0	0	0	0	0	0	0	0	0	3	48
61012	18	0	0	3	9	6	0	0	18	0	0	0	0	3	0	0	0	0	0	0	0	0	0	0	0	0	0	0	0	0	0	0	0	3	15	
61016	0	0	0	0	0	0	0	0	0	0	0	0	0	0	0	0	0	0	0	0	0	0	0	0	0	0	0	0	0	0	0	0	0	0	0	
61024	1	0	0	0	1	0	0	0	1	0	0	1	0	0	0	0	0	0	0	0	0	0	0	0	0	0	0	0	0	0	0	0	0	0	1	1
61030	5	0	0	1	3	1	0	0	5	0	0	0	0	1	0	0	0	0	0	0	0	0	0	0	0	0	0	0	0	0	0	0	0	1	4	
61061	38	0	0	2	28	8	0	33	5	0	0	0	0	0	0	0	0	0	0	0	0	0	0	0	0	0	0	0	0	0	0	0	1	2	36	
61063	4	0	0	1	3	0	0	2	2	0	0	0	0	1	0	0	0	0	0	0	0	0	0	0	0	0	0	0	0	0	0	0	1	0	3	
61064	28	0	0	3	23	2	0	28	0	0	0	0	0	0	0	0	0	0	0	0	0	0	0	0	0	0	0	0	0	0	0	0	0	3	25	
61068	85	0	0	3	50	32	0	69	16	0	0	0	0	0	0	0	0	0	0	0	0	0	0	0	0	0	0	0	0	0	0	5	3	82		
61072	35	0	0	0	9	9	17	22	13	0	0	0	0	0	0	0	0	0	0	0	0	0	0	0	0	0	0	0	0	0	2	0	0	35		
61073	0	0	0	0	0	0	0	0	0	0	0	0	0	0	0	0	0	0	0	0	0	0	0	0	0	0	0	0	0	0	0	0	0	0	0	
61079	0	0	0	0	0	0	0	0	0	0	0	0	0	0	0	0	0	0	0	0	0	0	0	0	0	0	0	0	0	0	0	0	0	0	0	
61080	1	0	0	0	0	1	0	0	1	0	0	0	0	0	0	0	0	0	0	0	0	0	0	0	0	0	0	0	0	0	0	0	0	1	0	1
61084	0	0	0	0	0	0	0	0	0	0	0	0	0	0	0	0	0	0	0	0	0	0	0	0	0	0	0	0	0	0	0	0	0	0	0	
61088	24	0	0	1	16	7	0	10	14	0	0	1	0	1	0	0	0	0	0	0	0	0	0	0	0	0	0	0	0	0	0	2	0	1	23	
61101	40	4	19	15	2	0	0	36	4	0	0	0	3	0	0	0	0	0	0	0	0	0	0	0	0	0	0	0	0	0	0	0	0	38	2	
61102	11	2	2	7	0	0	0	9	2	0	0	0	2	0	0	0	0	0	0	0	0	0	0	0	0	0	0	0	0	0	0	0	0	11	0	
61103	36	3	23	10	0	0	0	34	2	0	0	1	2	0	0	0	0	0	0	0	0	0	0	0	0	0	0	0	0	0	0	0	0	36	0	
61104	444	8	9	16	243	168	0	27	417	5	0	13	6	0	0	0	0	0	0	0	0	0	0	0	0	0	0	0	0	0	0	0	262	213	33	411
61107	24	4	13	7	0	0	0	21	3	0	0	1	1	0	0	0	0	0	0	0	0	0	0	0	0	0	0	0	0	0	0	0	0	24	0	
61108	33	11	2	19	1	0	0	31	2	0	0	0	1	0	0	0	0	0	0	0	0	0	0	0	0	0	0	0	0	0	0	0	0	32	1	
61109	26	4	10	12	0	0	0	25	1	0	0	0	1	0	0	0	0	0	0	0	0	0	0	0	0	0	0	0	0	0	0	0	0	26	0	
61111	1	0	1	0	0	0	0	1	0	0	0	0	0	0	0	0	0	0	0	0	0	0	0	0	0	0	0	0	0	0	0	0	1	0		
61112	0	0	0	0	0	0	0	0	0	0	0	0	0	0	0	0	0	0	0	0	0	0	0	0	0	0	0	0	0	0	0	0	0	0	0	
61114	2	0	0	2	0	0	0	2	0	0	0	0	0	0	0	0	0	0	0	0	0	0	0	0	0	0	0	0	0	0	0	0	0	2	0	
61115	142	0	3	3	93	43	0	2	140	2	0	2	2	0	0	2	0	0	0	0	0	0	0	0	0	0	0	0	0	0	0	0	9	6	136	
61235	0	0	0	0	0	0	0	0	0	0	0	0	0	0	0	0	0	0	0	0	0	0	0	0	0	0	0	0	0	0	0	0	0	0	0	
61238	1	0	1	0	0	0	0	0	1	0	0	0	0	0	0	0	0	0	0	0	0	0	0	0	0	0	0	0	0	0	0	0	0	1	0	
61254	1	0	0	1	0	0	0	0	1	0	0	0	0	0	0	0	0	0	0	0	0	0	0	0	0	0	0	0	0	0	0	0	0	1	0	
61273	0	0	0	0	0	0	0	0	0	0	0	0	0	0	0	0	0	0	0	0	0	0	0	0	0	0	0	0	0	0	0	0	0	0	0	
61310	0	0	0	0	0	0	0	0	0	0	0	0	0	0	0	0	0	0	0	0	0	0	0	0	0	0	0	0	0	0	0	0	0	0	0	
61314	0	0	0	0	0	0	0	0	0	0	0	0	0	0	0	0	0	0	0	0	0	0	0	0	0	0	0	0	0	0	0	0	0	0	0	

Screenings Reported by CFC/CPS/DCFS and ZIP / FY2021 Q1

Zip Code	Total Screened	Ages (in Months)						Not Referred	Total Referred	Screenings of Children involved with DCFS			# of Children Ages 0 to 3 Referred to								# of Children Ages 3 to 5 Referred to					Sub-Totals					
		0-11	12-23	24-35	36-47	48-60	61+			In Intact Family Services	Children of Teen Wards	In Foster Care	EI	LEA (ECSE)	EHS	PI (center-based)	Child Care Program	HV	Other Services	Multiple Services	Rescreening	LEA (ECSE)	PFA	HS	Child Care Program	HV	Other Services	Multiple Services	Rescreening	Ages 0-35 mos.	Ages 36-61+ mos.
61326	26	0	0	0	21	5	0	0	26	0	0	0	0	0	0	0	0	0	0	0	1	24	0	0	0	0	0	1	0	26	
61345	5	0	0	0	3	1	1	4	1	0	0	0	0	0	0	0	0	0	0	0	0	0	0	0	1	0	0	0	5		
61356	25	1	0	1	19	4	0	0	25	0	0	0	0	0	0	2	0	0	0	0	0	22	0	0	1	0	0	0	2	23	
61362	7	0	0	1	2	4	0	6	1	0	0	0	0	0	0	1	0	0	0	0	0	0	0	0	0	0	0	1	6		
61376	0	0	0	0	0	0	0	0	0	0	0	0	0	0	0	0	0	0	0	0	0	0	0	0	0	0	0	0	0	0	
61379	2	1	0	1	0	0	0	0	2	0	0	0	0	0	0	2	0	0	0	0	0	0	0	0	0	0	0	2	0		
61421	4	0	1	3	0	0	0	0	4	0	0	0	0	0	0	4	0	0	0	0	0	0	0	0	0	0	0	4	0		
61434	4	1	2	1	0	0	0	0	4	0	0	0	0	0	0	4	0	0	0	0	0	0	0	0	0	0	0	4	0		
61443	29	10	11	6	2	0	0	0	29	0	0	0	2	0	0	0	0	27	0	0	0	0	0	2	0	0	0	27	2		
61483	0	0	0	0	0	0	0	0	0	0	0	0	0	0	0	0	0	0	0	0	0	0	0	0	0	0	0	0	0	0	
61491	3	0	1	2	0	0	0	0	3	0	0	0	0	0	0	3	0	0	0	0	0	0	0	0	0	0	0	3	0		
61540	0	0	0	0	0	0	0	0	0	0	0	0	0	0	0	0	0	0	0	0	0	0	0	0	0	0	0	0	0	0	
TOTAL	1198	49	98	124	579	330	18	395	803	8	0	19	20	6	0	2	0	45	0	0	4	67	598	46	2	3	46	267	233	271	927

CFC #02 Child & Family Connections, Lake County Health Department, 3010 Grand Ave, 2nd Floor, Waukegan, IL 60085 - Donna Musser

60002	13	0	0	0	7	6	0	0	13	0	0	0	0	0	0	0	0	0	0	0	3	13	0	0	0	0	3	0	0	13	
60015	8	0	0	0	5	3	0	6	2	0	0	0	0	0	0	0	0	0	0	2	0	0	0	0	0	0	0	0	0	8	
60048	6	0	0	0	3	3	0	2	4	0	0	0	0	0	0	0	0	0	0	0	0	0	0	0	4	0	0	0	6		
60084	13	0	0	0	9	0	4	3	10	0	0	0	0	0	0	0	0	0	0	0	9	0	0	0	1	0	0	0	13		
60085	333	93	121	119	0	0	0	301	32	3	0	0	30	0	0	0	0	2	0	0	0	0	0	0	0	0	0	0	333	0	
60099	4	0	0	0	3	1	0	1	3	0	0	1	0	0	0	0	0	0	0	3	0	0	0	0	0	0	0	0	4		
TOTAL	377	93	121	119	27	13	4	313	64	3	0	1	30	0	0	0	0	2	0	0	0	8	22	0	0	0	5	3	0	333	44

CFC #03 Child & Family Connections, Regional Office of Education for Carroll, Jo Daviess, & Stephenson Co., 27 S State Ave, Ste 101, Freeport, IL 61032 - Angela Hodges

60548	0	0	0	0	0	0	0	0	0	0	0	0	0	0	0	0	0	0	0	0	0	0	0	0	0	0	0	0	0	0	0
61021	37	22	3	13	0	0	0	33	4	0	0	0	3	0	0	0	0	0	1	0	0	0	0	0	0	0	0	0	38	0	
61032	313	266	34	9	3	1	0	288	25	0	0	0	5	0	0	0	0	0	0	0	0	0	0	0	0	0	0	0	309	4	
61071	4	0	0	0	3	1	0	0	4	0	0	0	0	0	0	0	0	0	0	2	2	0	0	0	0	0	0	0	4		
61081	25	8	6	5	3	3	0	23	2	0	0	0	0	0	0	0	0	0	0	1	0	0	0	0	0	0	0	1	19	6	
TOTAL	379	296	43	27	9	5	0	344	35	0	0	0	8	0	0	0	0	0	1	0	20	3	2	0	0	0	0	0	1	366	14

Screenings Reported by CFC/CPS/DCFS and ZIP / FY2021 Q1

Zip Code	Total Screened	Screenings of Children involved with DCFS						Not Referred	Total Referred	# of Children Ages 0 to 3 Referred to										# of Children Ages 3 to 5 Referred to						Sub-Totals					
		Ages (in Months)								In Intact Family Services	Children of Teen Wards	In Foster Care	LEA EI	LEA (ECSE)	PI (EHS)	Child Care Program	HV	Other Services	Multiple Services	Rescreening	LEA (ECSE)	PFA	HS	Child Care Program	Other HV Services	Multiple Services	Rescreening	Ages 0-35 mos.	Ages 36-61+ mos.		
CFC #04 Child & Family Connections, DayOne PACT, 1551 E Fabyan Pkwy, Geneva, IL 60134 - Ellana Mavromatis																															
60110	107	3	4	7	49	44	0	15	92	0	0	1	2	0	0	0	0	0	0	0	10	75	0	0	0	5	0	0	14	93	
60123	135	23	46	55	10	1	0	132	3	0	0	0	3	0	0	0	0	0	0	0	0	0	0	0	0	0	0	124	11		
60124	6	0	0	0	4	2	0	0	6	0	0	0	0	0	0	0	0	0	0	0	6	0	0	0	0	0	0	0	0	6	
60134	16	0	0	3	7	6	0	13	3	0	0	0	0	0	0	0	0	0	0	3	0	0	0	0	0	0	0	3	13		
60156	1	0	0	0	0	0	0	1	0	0	0	0	0	0	0	0	0	0	0	0	0	0	0	0	0	0	0	0	0		
60174	1	0	0	1	0	0	0	0	1	0	0	0	1	0	0	0	0	0	0	0	0	0	0	0	0	0	0	1	0		
60181	106	2	28	30	26	18	2	66	40	0	0	0	26	0	0	0	0	0	0	14	0	0	0	0	0	0	0	60	46		
60505	354	88	110	125	28	3	0	342	12	0	0	0	12	0	0	0	0	0	0	0	0	0	0	0	0	0	0	323	31		
60510	19	1	0	5	7	6	0	8	11	0	0	2	4	0	0	0	0	0	0	6	0	0	0	0	0	0	1	6	13		
60545	23	0	0	0	7	16	0	0	23	0	0	0	0	0	0	0	0	0	0	0	23	0	0	0	0	0	0	0	23		
60560	41	0	0	2	26	13	0	7	34	0	0	0	0	0	0	0	0	0	0	0	17	0	0	0	0	0	15	2	39		
NONE	8	3	0	1	2	1	1	5	3	4	0	0	0	0	0	0	2	0	0	0	1	0	0	0	0	0	0	4	4		
TOTAL	817	120	188	229	166	110	3	589	228	4	0	3	48	0	0	0	0	2	0	0	39	116	0	0	0	5	0	16	537	279	
CFC #05 Child & Family Connections, DayOne PACT, 750 Warrenville Rd, Ste 300, Lisle, IL 60532 - Marianne McGuire																															
60101	23	6	10	5	2	0	0	13	10	0	0	0	3	0	0	0	0	0	0	5	0	0	0	2	0	0	0	21	2		
60137	10	0	3	6	1	0	0	0	10	0	0	0	0	0	0	0	0	1	0	8	0	1	0	0	0	0	0	9	1		
60139	3	2	0	1	0	0	0	0	3	0	0	0	1	0	0	0	0	1	0	1	0	0	0	0	0	0	0	3	0		
60148	15	4	2	5	4	0	0	0	15	0	0	0	0	1	0	0	0	0	2	0	8	2	2	0	0	0	0	11	4		
60157	9	0	0	0	3	6	0	0	9	0	0	0	0	0	0	0	0	0	0	3	6	0	0	0	0	0	0	0	9		
60181	168	15	45	33	41	29	5	80	88	0	0	0	55	12	0	0	0	0	0	21	0	0	0	0	0	0	0	93	75		
60187	289	1	5	51	125	102	5	114	175	0	0	0	8	41	0	0	0	0	0	1	89	0	1	0	0	0	0	35	57	232	
60188	7	0	0	2	0	2	0	1	4	0	0	0	0	0	0	0	0	1	1	2	1	0	0	0	0	1	1	2	2		
60189	1	0	1	0	0	0	0	0	1	0	0	0	1	0	0	0	0	0	0	0	0	0	0	0	0	0	0	1	0		
60191	10	0	0	1	5	4	0	0	10	0	0	0	0	0	0	0	1	0	0	0	8	0	1	0	0	0	0	1	9		
60439	2	0	0	0	2	0	0	0	2	0	0	0	0	0	0	0	0	0	0	2	0	0	0	0	0	0	0	0	2		
60504	61	8	15	25	5	7	1	35	26	0	0	0	6	0	0	0	0	0	0	12	2	0	0	0	0	0	6	48	13		
60540	14	3	1	10	0	0	0	1	13	0	0	0	8	0	0	0	0	3	0	2	0	0	0	0	0	0	0	14	0		
60561	40	0	0	11	28	1	0	5	35	0	0	0	0	0	0	0	0	1	0	0	30	0	3	0	0	0	1	11	29		
TOTAL	652	39	82	150	216	151	11	249	401	0	0	0	82	54	0	0	1	3	6	1	39	120	47	1	6	0	0	1	43	271	378

Screenings Reported by CFC/CPS/DCFS and ZIP / FY2021 Q1

Zip Code	Total Screened	Screenings of Children involved with DCFS						Not Referred	Total Referred	# of Children Ages 0 to 3 Referred to										# of Children Ages 3 to 5 Referred to						Sub-Totals					
		Ages (in Months)								In Intact Family Services	Children of Teen Wards	In Foster Care	LEA EI	LEA (ECSE)	PI (center-based)	Child Care Program	HV	Other Services	Multiple Services	Rescreening	LEA (ECSE)	PFA	HS	Child Care Program	HV	Other Services	Multiple Services	Rescreening	Ages 0-35 mos.	Ages 36-61+ mos.	
CFC #06 Child & Family Connections, Clearbrook, 1835 W Central Rd, Arlington Heights, IL 60005 - Jason Tietz																															
60004	15	0	0	3	7	5	0	5	10	0	0	0	0	0	0	0	0	0	0	0	10	0	0	0	0	0	0	3	12		
60053	20	0	0	2	9	9	0	3	17	0	0	0	0	1	0	0	0	0	1	0	4	7	0	0	0	4	0	2	18		
60062	9	0	0	0	8	1	0	7	2	0	0	0	0	0	0	0	0	0	0	0	0	0	0	0	2	0	0	0	9		
60070	11	0	0	0	7	4	0	0	11	0	0	0	0	0	0	0	0	0	0	6	5	0	0	0	0	0	0	0	11		
60091	6	0	0	2	2	2	0	3	3	0	0	0	0	0	0	0	0	0	0	3	0	0	0	0	0	0	0	2	4		
60194	81	6	8	1	43	23	0	36	45	0	0	0	1	0	0	0	0	0	0	0	35	0	0	0	9	0	0	15	66		
60714	18	0	0	12	4	2	0	6	12	0	0	1	0	9	0	0	0	0	0	3	0	0	0	0	0	0	3	12	6		
TOTAL	160	6	8	20	80	46	0	60	100	0	0	1	1	10	0	0	0	0	1	0	26	47	0	0	0	15	0	3	34	126	
CFC #07 Child & Family Connections, Suburban Access, Inc, One Westbrook Corporate Ctr, Ste 640, Westchester, IL 60154 - Jo Ann Alferink																															
60804	39	0	0	0	19	20	0	0	0	0	0	0	10	29	0	0	0	0	0	0	0	0	0	0	0	0	0	0	0	39	
TOTAL	39	0	0	0	19	20	0	0	0	0	0	0	10	29	0	0	0	0	0	0	0	0	0	0	0	0	0	0	0	0	39
CFC #12 Child & Family Connections, Easter Seals of Metropolitan Chicago, 17300 S Ozark Ave - North Bldg, Tinley Park, IL 60477 - Peter Byrne																															
60411	0	2	3	12	20	0	0	0	40	0	0	1	0	0	0	0	0	8	0	0	3	24	0	0	0	1	1	3	17	20	
60439	28	0	0	3	10	15	0	14	14	0	0	0	0	2	0	0	0	0	0	0	12	0	0	0	0	0	0	3	25		
60452	2	1	1	0	0	0	0	0	2	0	0	0	0	0	0	0	2	0	0	0	0	0	0	0	0	0	0	2	0		
60463	25	0	0	0	17	8	0	23	2	0	0	0	0	0	0	0	0	0	0	2	0	0	0	0	0	0	1	0	25		
60477	30	0	0	0	23	7	0	12	18	0	0	0	0	0	0	0	0	0	0	0	18	0	0	0	0	0	0	0	30		
60487	8	0	0	0	6	2	0	0	8	0	0	0	0	0	0	0	0	0	0	0	0	0	0	0	4	0	4	0	8		
TOTAL	93	3	4	15	76	32	0	49	84	0	0	1	0	2	0	0	0	10	0	0	5	54	0	0	0	5	1	8	22	108	
CFC #13 Child & Family Connections, Regional Office of Education #26, 130 S Lafayette St, Ste 200, Macomb, IL 61455 - Chuck Farr																															
61201	389	246	128	4	0	0	0	0	16	0	0	0	10	0	0	0	0	0	0	0	0	0	0	0	0	0	0	0	378	0	
61415	2	2	0	0	0	0	0	2	0	0	0	1	0	0	0	0	0	0	0	0	0	0	0	0	0	0	0	2	0		
61422	7	2	2	3	0	0	0	3	0	1	0	1	0	0	0	0	0	0	0	0	1	0	0	0	0	0	0	7	0		
61427	2	0	0	1	1	0	0	2	0	2	0	0	0	0	0	0	0	0	0	0	0	0	0	0	0	0	0	1	1		
61441	1	1	0	0	0	0	0	1	0	0	0	0	0	0	0	0	0	0	0	0	0	0	0	0	0	0	0	1	0		
61455	48	1	3	2	28	14	0	6	6	0	0	0	0	0	0	0	0	2	0	4	0	0	0	0	0	0	0	6	42		
61482	1	0	1	0	0	0	0	1	0	0	0	0	0	0	0	0	0	0	0	0	0	0	0	0	0	0	0	1	0		
61484	1	0	0	1	0	0	0	1	0	0	0	0	0	0	0	0	0	0	0	0	0	0	0	0	0	0	0	1	0		

Screenings Reported by CFC/CPS/DCFS and ZIP / FY2021 Q1

Zip Code	Total Screened	Ages (in Months)						Not Referred	Total Referred	Screenings of Children involved with DCFS			# of Children Ages 0 to 3 Referred to								# of Children Ages 3 to 5 Referred to					Sub-Totals					
		0-11	12-23	24-35	36-47	48-60	61+			In Intact Family Services	Children of Teen Wards	In Foster Care	EI	LEA (ECSE)	EHS	PI (center-based)	Child Care Program	HV	Other Services	Multiple Services	Rescreening	LEA (ECSE)	PFA	HS	Child Care Program	Other HV Services	Multiple Services	Rescreening	Ages 0-35 mos.	Ages 36-61+ mos.	
61520	4	1	1	2	0	0	0	4	0	1	0	0	0	0	0	0	0	0	0	0	0	0	0	0	0	0	0	4	0		
61563	1	0	0	1	0	0	0	0	1	0	0	1	0	0	0	0	0	0	0	0	0	0	0	0	0	0	1	0			
62316	23	0	0	0	13	10	0	0	23	0	0	0	0	0	0	0	0	0	0	0	23	0	0	0	0	0	0	23	0		
62321	1	0	1	0	0	0	0	1	0	1	0	0	0	0	0	0	0	0	0	0	0	0	0	0	0	0	1	0			
62341	2	1	0	1	0	0	0	2	0	0	0	0	0	0	0	0	0	0	0	0	0	0	0	0	0	0	2	0			
62681	34	0	0	0	21	13	0	0	34	13	0	0	0	0	0	0	0	0	0	0	34	0	0	0	0	0	0	34	0		
TOTAL	516	254	136	15	63	37	0	23	80	18	0	3	11	0	0	0	0	0	0	2	0	4	0	58	0	0	0	0	0	405	100

CFC #14 Child & Family Connections, 3000 W Rohmann Ave., West Peoria, IL 61604 - Michelle Harr

61443	51	0	0	0	25	7	19	30	21	0	0	0	0	0	0	0	0	0	0	0	0	0	0	0	0	12	0	9	0	51	
61548	16	0	0	0	11	5	0	1	15	0	0	0	0	0	0	0	0	0	0	3	9	0	0	0	3	0	0	0	0	16	
61550	9	0	0	0	2	5	2	6	3	0	0	0	0	0	0	0	0	0	0	3	0	0	0	0	0	0	0	0	0	9	
61554	23	6	7	10	0	0	0	23	0	0	0	0	0	0	0	0	0	0	0	0	0	0	0	0	0	0	0	23	0		
61571	12	0	0	2	7	3	0	1	11	0	0	2	0	1	0	0	0	0	1	1	0	5	0	0	0	4	5	0	2	10	
61605	75	0	0	9	41	25	0	2	73	1	0	7	0	0	0	9	0	0	0	0	11	50	0	0	0	0	0	3	9	66	
61614	19	0	0	0	12	7	0	13	6	4	0	1	0	0	0	0	0	0	0	6	2	0	0	0	0	0	2	0	0	19	
61616	364	7	24	39	165	129	0	332	32	0	0	1	26	0	0	0	0	5	0	0	1	0	0	0	0	0	0	0	70	294	
61738	11	0	0	2	8	1	0	1	10	0	0	0	0	2	0	0	0	0	0	0	8	0	0	0	0	0	0	0	2	9	
61755	36	0	0	0	19	17	0	14	22	4	0	4	0	0	0	0	0	0	0	0	13	0	0	0	7	0	2	0	36		
TOTAL	616	13	31	62	290	199	21	423	193	9	0	15	26	3	0	9	0	5	1	1	0	29	82	0	0	0	26	7	14	106	510

CFC #15 Child & Family Connections, Services of Will, Grundy, & Kankakee Counties, Inc., 2300 Glenwood Ave, Joliet, IL 60435 - Rachel Cimino

60404	106	0	0	11	63	32	0	34	72	0	0	0	0	0	0	0	0	0	0	4	65	0	0	0	3	0	0	11	95
60408	10	0	0	1	7	2	0	0	10	0	0	0	0	0	0	0	0	0	0	2	8	0	0	0	0	0	0	1	9
60410	11	0	0	0	7	4	0	6	5	0	0	0	0	0	0	0	0	0	0	0	5	0	0	0	0	0	0	0	11
60416	23	0	0	1	12	10	0	1	22	0	0	0	0	0	0	0	0	0	0	0	22	0	0	0	0	0	0	1	22
60423	20	0	0	0	12	8	0	5	15	0	0	0	0	0	0	0	0	0	0	0	15	0	0	0	0	0	0	0	20
60433	20	0	0	0	13	7	0	0	20	0	0	2	0	0	0	0	0	0	0	9	10	0	0	0	0	0	1	0	20
60435	66	14	27	25	0	0	0	63	3	0	0	0	3	0	0	0	0	0	0	0	0	0	0	0	0	0	0	66	0
60436	103	0	0	0	39	60	4	35	68	0	0	0	0	0	0	0	0	0	0	2	63	2	0	0	0	0	1	0	103
60446	105	0	0	0	68	37	0	78	27	0	0	0	0	0	0	0	0	0	0	9	3	0	0	0	0	0	15	0	105
60450	133	6	2	2	76	47	0	80	53	0	0	0	0	0	0	0	0	0	0	4	30	0	15	0	0	0	4	10	123

Screenings Reported by CFC/CPS/DCFS and ZIP / FY2021 Q1

Zip Code	Total Screened	Screenings of Children involved with DCFS							# of Children Ages 0 to 3 Referred to											# of Children Ages 3 to 5 Referred to						Sub-Totals				
		Ages (in Months)						Not Referred	Total Referred	In Intact Family Services	Children of Teen Wards	In Foster Care	EI	LEA (ECSE)	EHS	PI (center-based)	Child Care Program	HV	Other Services	Multiple Services	Rescreening	LEA (ECSE)	PFA	HS	Child Care Program	Other HV Services	Multiple Services	Rescreening	Ages 0-35 mos.	Ages 36-61+ mos.
		0-11	12-23	24-35	36-47	48-60	61+																							
60481	19	0	0	1	8	10	0	0	19	0	0	0	0	0	0	0	0	0	0	0	0	3	16	0	0	0	0	0	1	18
60518	15	0	0	0	6	9	0	14	1	0	0	0	0	0	0	0	0	0	0	0	0	0	0	0	1	0	0	0	15	
60544	117	0	0	44	48	25	0	3	114	0	0	0	0	0	0	0	0	0	0	0	50	64	0	0	0	0	0	44	73	
60901	146	0	0	2	70	74	0	0	146	0	0	0	0	2	0	0	0	0	0	0	1	28	108	0	0	1	1	5	2	144
60915	43	16	14	13	0	0	0	40	3	0	0	0	3	0	0	0	0	0	0	0	0	0	0	0	0	0	0	43	0	
60954	14	0	0	1	7	6	0	0	14	0	0	0	0	0	0	0	0	0	0	1	0	12	0	0	0	0	0	1	1	13
60964	2	0	0	0	1	1	0	2	0	0	0	0	0	0	0	0	0	0	0	0	0	0	0	0	0	0	0	0	0	2
61301	29	0	0	2	13	14	0	0	29	0	0	0	0	0	0	0	0	0	0	2	1	25	0	0	0	1	0	0	2	27
61325	7	0	0	0	7	0	0	0	7	0	0	0	0	0	0	0	0	0	0	0	1	4	0	2	0	0	0	0	0	7
61341	34	0	0	2	18	14	0	0	34	0	0	0	0	0	0	0	0	0	2	0	28	0	0	0	2	0	2	2	32	
61342	23	0	0	0	13	10	0	6	17	0	0	0	0	0	0	0	0	0	0	3	10	0	0	0	3	0	1	0	23	
61348	25	0	0	0	14	11	0	0	25	0	0	0	0	0	0	0	0	0	0	0	25	0	0	0	0	0	0	0	0	25
61350	34	0	0	0	18	16	0	11	23	0	0	0	0	0	0	0	0	0	0	3	5	0	9	0	5	0	1	0	34	
61354	42	0	0	1	21	20	0	5	37	0	0	0	0	0	0	0	0	0	1	4	26	0	0	0	2	0	4	1	41	
61360	5	0	0	0	5	0	0	0	5	0	0	0	0	0	0	0	0	0	0	0	5	0	0	0	0	0	0	0	0	5
61364	82	0	0	5	42	35	0	42	40	0	0	0	0	0	0	0	0	0	3	5	27	0	0	0	2	0	3	5	77	
TOTAL	1234	36	43	111	588	452	4	425	809	0	0	2	6	2	0	0	0	0	0	9	101	496	110	26	0	20	1	38	190	1044

CFC #16 Child & Family Connections, 201 W Springfield Ave, Ste 508 & 509, Champaign, IL 61820 - Chris Johnson

60420	20	0	0	4	13	2	1	4	16	0	0	0	0	0	0	0	0	1	0	1	0	14	0	0	0	0	0	0	4	16	
60970	285	88	102	51	9	35	0	282	3	0	0	0	3	0	0	0	0	0	0	0	0	0	0	0	0	0	0	241	44		
61704	44	0	0	0	27	17	0	0	44	0	0	0	0	0	0	0	0	0	0	3	25	0	16	0	0	0	0	0	0	44	
61738	5	0	0	0	4	1	0	0	5	0	0	0	0	0	0	0	0	0	0	0	5	0	0	0	0	0	0	0	0	5	
61739	44	0	0	7	24	13	0	7	37	0	0	2	3	0	0	0	0	0	6	3	0	0	28	0	0	0	5	2	0	7	37
61740	17	0	0	0	12	5	0	6	11	0	0	0	0	0	0	0	0	0	0	0	11	0	0	0	0	0	0	0	0	17	
61745	34	0	0	1	14	18	1	4	30	0	0	0	0	0	0	0	0	0	0	0	30	0	0	0	0	0	0	1	33		
61761	3	1	2	0	0	0	0	0	3	0	0	0	3	0	0	0	0	0	0	0	0	0	0	0	0	0	0	3	0	0	
61764	17	0	0	0	7	10	0	17	0	0	0	0	0	0	0	0	0	0	0	0	0	0	0	0	0	0	0	0	0	17	
61821	58	10	14	12	14	8	0	38	20	4	0	4	8	0	0	0	0	0	0	3	12	0	0	3	0	0	0	0	36	22	
TOTAL	527	99	118	75	124	109	2	358	169	4	0	6	17	0	0	0	0	0	7	6	13	3	113	3	16	0	5	2	0	292	235

Screenings Reported by CFC/CPS/DCFS and ZIP / FY2021 Q1

Zip Code	Total Screened	Screenings of Children involved with DCFS						Not Referred	Total Referred	# of Children Ages 0 to 3 Referred to										# of Children Ages 3 to 5 Referred to						Sub-Totals						
		Ages (in Months)								In Intact Family Services	Children of Teen Wards	In Foster Care	LEA EI	LEA (ECSE)	EHS	PI (center-based)	Child Care Program	HV	Other Services	Multiple Services	Rescreening	LEA (ECSE)	PFA	HS	Child Care Program	HV	Other Services	Multiple Services	Rescreening	Ages 0-35 mos.	Ages 36-61+ mos.	
CFC #17 Child & Family Connections, ROE of Adams/Pike Counties, 510 Maine St, Ste 615, Quincy, IL 62301 - Kara Hoffman																																
62044	13	0	0	1	7	5	0	9	4	0	0	0	0	0	0	0	0	0	0	0	0	0	0	0	0	0	0	0	0	2	1	12
62047	4	0	0	2	0	2	0	1	3	0	0	1	0	0	0	0	0	0	0	0	0	0	0	0	0	0	0	0	0	1	2	2
62092	31	0	0	1	15	13	2	27	4	1	0	0	0	0	0	0	0	0	0	0	0	0	0	0	0	0	0	0	2	1	30	
62340	5	0	0	2	2	1	0	3	2	0	0	0	0	0	0	0	0	0	0	0	0	0	0	0	0	0	0	0	1	2	3	
62345	126	8	20	26	64	8	0	121	5	0	0	0	0	1	0	0	0	0	0	0	0	0	0	0	0	0	0	0	3	54	72	
62353	55	0	0	5	27	23	0	41	14	1	0	0	0	0	0	0	0	0	0	0	0	0	0	0	0	0	0	0	12	5	50	
62363	27	0	0	0	12	15	0	22	5	0	0	0	0	0	0	0	0	0	0	0	0	0	0	0	0	0	0	0	5	0	27	
62366	18	0	0	4	10	4	0	15	3	0	0	0	0	0	0	0	0	0	0	0	0	0	0	0	0	0	0	0	1	4	14	
62611	15	0	0	2	10	3	0	15	0	0	0	0	0	0	0	0	0	0	0	0	0	0	0	0	0	0	0	0	0	2	13	
62618	11	0	0	0	8	3	0	8	3	0	0	0	0	0	0	0	0	0	0	0	0	0	0	0	0	0	0	0	2	0	11	
62638	16	0	0	1	11	2	2	14	2	0	0	0	0	0	0	0	0	0	0	0	0	0	0	0	0	0	0	0	2	1	15	
62650	73	0	0	2	19	28	9	66	7	1	0	0	0	0	0	0	0	0	0	0	0	0	0	0	0	0	0	0	7	2	56	
62665	5	0	0	1	3	1	0	4	1	0	0	0	0	0	0	0	0	0	0	0	0	0	0	0	0	0	0	0	0	1	4	
62692	11	0	0	0	0	0	0	7	4	0	0	0	0	0	0	0	0	0	0	0	0	0	0	0	0	0	0	0	3	0	0	
TOTAL	410	8	20	47	188	108	13	353	57	3	0	1	0	1	0	0	0	0	0	0	0	0	0	0	0	0	0	0	41	75	309	
CFC #18 Child & Family Connections, Sangamon Co. Public Health Department, 2833 S Grand Ave, E, Springfield, IL 62703 - Lisa McGlothlin																																
62539	36	0	0	0	22	14	0	17	19	0	0	0	0	0	0	0	0	0	0	0	0	0	0	0	0	0	0	0	0	0	0	36
62644	22	4	10	8	0	0	0	9	13	0	0	0	0	0	0	0	0	11	0	0	2	0	0	0	0	0	0	0	0	22	0	
TOTAL	58	4	10	8	22	14	0	26	32	0	0	0	0	0	0	0	0	11	0	0	2	0	0	0	0	0	0	0	0	22	36	
CFC #19 Child & Family Connections, Macon Co. Community Mental Health Board, 132 S Water St, Ste 604, Decatur, IL 62523 - Amy Farmer																																
61910	7	0	0	2	2	2	1	0	7	0	0	0	0	2	0	0	0	0	0	0	0	2	3	0	0	0	0	0	0	2	5	
61911	4	0	0	0	3	1	0	0	4	0	0	0	0	0	0	0	0	0	0	0	0	0	4	0	0	0	0	0	0	0	4	
61913	3	0	0	3	0	0	0	0	3	0	0	0	0	0	0	0	0	0	3	0	0	0	0	0	0	0	0	0	0	3	0	
61914	3	0	0	0	1	2	0	0	3	0	0	0	0	0	0	0	0	0	0	0	0	0	3	0	0	0	0	0	0	0	3	
61920	4	0	0	0	3	1	0	0	4	0	0	0	0	0	0	0	0	0	0	0	0	0	4	0	0	0	0	0	0	0	4	
61924	8	0	0	1	4	3	0	0	8	0	0	0	0	0	0	0	0	0	0	0	0	0	7	0	0	0	1	1	0	1	7	
61937	3	0	0	1	1	1	0	0	3	0	0	0	0	0	0	0	0	0	1	0	0	0	2	0	0	0	0	0	0	1	2	
61938	35	0	2	9	14	10	0	0	34	0	0	0	0	9	0	0	0	0	0	2	0	0	7	16	0	0	0	0	0	11	24	
61944	5	0	0	2	1	2	0	0	5	0	0	0	0	1	0	0	0	0	0	1	0	0	3	0	0	0	0	0	0	2	3	

Screenings Reported by CFC/CPS/DCFS and ZIP / FY2021 Q1

Zip Code	Total Screened	Screenings of Children involved with DCFS							# of Children Ages 0 to 3 Referred to										# of Children Ages 3 to 5 Referred to					Sub-Totals							
		Ages (in Months)						Not Referred	Total Referred	In Intact Family Services	Children of Teen Wards	In Foster Care	EI	LEA (ECSE)	EHS	PI (center-based)	Child Care Program	HV	Other Services	Multiple Services	Rescreening	LEA (ECSE)	PFA	HS	Child Care Program	Other HV Services	Multiple Services	Rescreening	Ages 0-35 mos.	Ages 36-61+ mos.	
		0-11	12-23	24-35	36-47	48-60	61+																								
61951	1	0	0	0	0	1	0	0	1	0	0	0	0	0	0	0	0	0	0	0	0	1	0	0	0	0	0	0	0	0	1
61956	7	0	0	2	2	3	0	0	7	0	0	0	0	1	0	0	0	0	1	0	0	2	3	0	0	0	0	0	0	2	5
62420	4	0	0	1	3	0	0	0	4	0	0	0	0	1	0	0	0	0	0	0	1	2	0	0	0	0	0	0	1	3	
62422	7	0	0	0	3	4	0	0	7	0	0	0	0	0	0	0	0	0	0	0	2	5	0	0	0	0	0	0	0	7	
62441	2	0	0	0	1	1	0	0	2	0	0	0	0	0	0	0	0	0	0	0	0	2	0	0	0	0	0	0	0	2	
62442	3	0	0	0	2	1	0	0	3	0	0	0	0	0	0	0	0	0	0	0	0	3	0	0	0	0	0	0	0	3	
62447	2	0	0	1	1	0	0	0	2	0	0	0	0	0	0	0	1	0	0	0	0	1	0	0	0	0	0	0	1	1	
62468	46	0	0	2	26	18	0	0	45	0	0	0	0	0	0	0	2	0	0	0	0	44	0	0	0	0	0	0	2	44	
62565	3	0	0	3	0	0	0	0	3	0	0	0	0	1	0	0	0	2	2	0	0	0	0	0	0	0	0	0	3	0	
TOTAL	147	0	2	27	67	50	1	0	145	0	0	0	0	15	0	0	0	0	13	2	0	14	103	0	0	0	1	1	0	29	118

CFC #20 Child & Family Connections, Community Support Systems, 1901 S 4th St, Ste 209, Effingham, IL 62401 - Rita Wahl

62401	62	0	0	4	39	19	0	0	62	0	0	0	0	0	0	0	0	3	0	1	1	52	0	0	0	2	2	1	4	58
62411	2	0	0	0	1	1	0	0	2	0	0	0	0	0	0	0	0	0	0	0	1	1	0	0	0	0	0	0	0	2
62414	2	0	0	1	0	1	0	0	2	0	0	0	0	0	0	0	1	0	0	0	0	1	0	0	0	0	0	1	1	
62424	22	0	0	1	8	13	0	2	20	0	0	0	0	0	0	0	0	0	0	2	18	0	0	0	0	0	0	1	21	
62433	25	0	0	0	4	21	0	0	0	0	0	1	0	0	0	0	0	0	0	0	0	0	0	0	0	3	0	0	0	25
62439	2	0	0	2	0	0	0	0	2	2	0	0	0	2	0	0	0	0	0	0	0	0	0	0	0	0	0	0	2	0
62839	42	0	0	0	23	19	0	40	2	0	0	1	0	0	0	0	0	0	0	0	0	40	0	0	0	0	0	0	2	42
TOTAL	157	0	0	8	75	74	0	42	90	2	0	2	0	2	0	0	0	4	0	1	4	112	0	0	0	5	2	3	8	149

CFC #21 Child & Family Connections, Regional Office of Education #13, 4 Eagle Center, Ste 4, O'Fallon, IL 62269 - Terri Kampwerth

62002	17	0	0	0	12	5	0	0	17	0	0	1	0	0	0	0	0	0	0	0	1	16	0	0	0	0	0	0	0	17
62025	6	0	0	0	2	4	0	0	0	0	0	0	0	0	0	0	0	0	0	0	0	6	0	0	0	8	0	0	0	6
62040	71	59	12	0	0	0	0	70	1	0	0	0	1	0	0	0	0	0	0	0	0	0	0	0	0	0	0	71	0	
62221	10	0	0	0	6	4	0	4	6	0	0	0	0	0	0	0	0	0	0	0	1	4	0	0	0	1	0	0	10	
62223	57	11	15	12	9	10	0	40	17	0	0	0	3	0	0	0	0	0	0	0	1	13	0	0	0	0	1	1	38	19
62257	17	0	0	1	12	4	0	1	16	0	0	1	0	0	0	0	0	0	0	0	0	16	0	0	0	0	0	0	1	16
62269	12	3	2	4	2	1	0	0	0	0	0	0	0	1	0	0	0	0	0	0	1	0	0	0	0	0	0	0	9	3
62286	13	0	0	0	6	7	0	0	13	0	0	0	0	0	0	0	0	0	0	0	1	12	0	0	0	0	0	1	0	13

Screenings Reported by CFC/CPS/DCFS and ZIP / FY2021 Q1

Zip Code	Total Screened	Ages (in Months)						Not Referred	Total Referred	Screenings of Children involved with DCFS			# of Children Ages 0 to 3 Referred to								# of Children Ages 3 to 5 Referred to					Sub-Totals					
		0-11	12-23	24-35	36-47	48-60	61+			In Intact Family Services	Children of Teen Wards	In Foster Care	EI	LEA (ECSE)	EHS	PI (center-based)	Child Care Program	HV	Other Services	Multiple Services	Rescreening	LEA (ECSE)	PFA	HS	Child Care Program	Other HV Services	Multiple Services	Rescreening	Ages 0-35 mos.	Ages 36-61+ mos.	
62294	31	11	7	13	0	0	0	24	7	0	0	0	0	0	0	0	0	0	0	7	0	0	0	0	0	0	0	0	0	31	0
TOTAL	234	84	36	30	49	35	0	139	77	0	0	2	4	1	0	0	0	0	0	7	5	67	0	0	0	9	1	2	150	84	

CFC #23 Child & Family Connections, Wabash & Ohio Valley Special Education Dist., 800 S Division St, Norris City, IL 62869 - Charity Heifner

62410	3	0	0	0	0	3	0	0	3	0	0	0	0	0	0	0	0	0	0	0	1	2	0	0	0	0	0	0	1	0	3
62806	33	4	1	5	11	12	0	24	9	0	0	0	0	0	0	0	6	0	1	0	3	0	0	0	0	0	0	1	10	23	
62821	12	0	0	2	5	5	0	0	12	0	0	0	0	2	0	0	0	0	0	2	1	9	0	0	0	0	0	6	2	10	
62835	11	0	0	0	5	6	0	0	11	0	0	0	0	0	0	0	0	0	0	0	11	0	0	0	0	0	0	11	0	11	
62837	85	10	15	16	27	17	0	57	28	0	0	0	6	2	0	0	0	0	0	7	0	6	0	12	0	0	0	0	2	41	44
62844	3	0	0	0	0	3	0	0	3	0	0	0	0	0	0	0	0	0	0	0	3	0	0	0	0	0	0	0	0	3	
62859	39	8	4	5	4	18	0	39	0	0	0	3	0	0	0	0	0	10	0	0	1	0	0	0	0	0	0	0	17	22	
62863	63	1	3	5	32	22	0	21	42	0	0	0	0	0	0	0	1	0	0	4	37	0	0	0	0	0	0	15	9	54	
62895	7	0	0	0	4	3	0	0	7	0	0	0	0	2	0	0	0	0	2	0	2	0	0	0	0	0	0	3	0	7	
62917	2	0	0	0	1	1	0	0	2	0	0	0	0	0	0	0	0	0	0	0	2	0	0	0	0	0	0	1	0	2	
62930	71	4	19	19	17	12	0	42	29	0	0	0	0	0	0	0	0	0	0	0	29	0	0	0	0	0	0	4	42	29	
62935	5	0	0	0	2	3	0	0	5	0	0	0	0	0	0	0	2	0	1	0	3	0	0	0	0	0	0	0	0	5	
62946	55	4	1	3	9	38	0	55	0	0	0	0	0	0	0	0	0	0	0	0	0	0	0	0	0	0	0	0	8	47	
62954	9	0	0	2	2	5	0	0	9	0	0	0	0	0	0	0	0	0	0	2	0	7	0	0	0	0	0	1	2	7	
62984	7	0	2	1	1	3	0	7	0	0	0	0	0	0	0	0	0	0	0	0	0	0	0	0	0	0	0	0	3	4	
TOTAL	405	31	45	58	120	151	0	245	160	0	0	3	6	6	0	0	0	10	18	0	16	7	121	0	0	0	0	0	45	134	271

CFC #24 Child & Family Connections, Archway, Inc., 2751 W Main, PO Box 1180, Carbondale, IL 62901-1180 - Lindsay Baskin

62274	2	0	0	0	2	0	0	0	2	0	0	0	0	0	0	0	0	0	0	0	2	0	0	0	0	0	0	0	0	2
62832	11	0	0	1	6	4	0	0	11	0	0	0	0	0	0	0	0	0	0	0	11	0	0	0	0	0	0	0	1	10
62901	32	6	0	5	23	30	4	36	20	0	0	3	0	0	0	0	0	0	0	0	20	0	0	0	0	0	0	11	57	
62903	38	6	7	3	13	9	0	0	38	0	0	0	0	0	0	16	0	16	16	0	19	3	0	0	0	4	4	16	22	
62916	2	0	0	0	2	0	0	0	2	0	0	0	0	0	0	0	0	0	0	0	2	0	0	0	0	0	0	0	0	2
62924	3	0	0	0	2	1	0	0	3	0	0	0	0	0	0	0	0	0	0	1	2	0	0	0	0	0	0	0	0	3
62932	5	0	0	0	0	0	0	0	5	0	0	0	0	0	0	0	0	0	0	0	5	0	0	0	0	0	0	0	0	0
62966	18	3	12	3	0	0	0	0	18	0	0	0	0	0	7	0	11	0	0	0	0	0	0	0	0	0	0	0	18	0
62997	1	0	0	0	1	0	0	0	1	0	0	0	0	0	0	0	0	0	0	0	1	0	0	0	0	0	0	0	0	1

Screenings Reported by CFC/CPS/DCFS and ZIP / FY2021 Q1

Zip Code	Total Screened	Ages (in Months)						Not Referred	Total Referred	Screenings of Children involved with DCFS			# of Children Ages 0 to 3 Referred to								# of Children Ages 3 to 5 Referred to					Sub-Totals					
		0-11	12-23	24-35	36-47	48-60	61+			In Intact Family Services	Children of Teen Wards	In Foster Care	LEA EI	LEA (ECSE)	EHS	PI (center-based)	Child Care Program	HV	Other Services	Multiple Services	Rescreening	LEA (ECSE)	PFA	HS	Child Care Program	Other HV Services	Multiple Services	Rescreening	Ages 0-35 mos.	Ages 36-61+ mos.	
NONE	6	0	0	0	3	3	0	0	0	0	0	0	0	0	0	0	0	0	0	0	6	0	0	0	0	0	0	0	0	6	
TOTAL	118	15	19	12	52	47	4	36	100	0	0	3	0	0	0	7	0	27	0	16	16	1	68	3	0	0	0	4	4	46	103

CFC #25 Child & Family Connections, Options & Advocacy for McHenry Co., 365 Millennium Dr, Ste A, Crystal Lake, IL 60012 - Susan Beckman

60014	168	45	61	51	3	8	0	1	167	0	0	0	156	1	0	0	0	0	0	0	0	0	0	0	0	0	0	0	0	0	157	11
60042	9	0	0	7	2	0	0	8	1	0	0	1	0	0	0	0	0	0	0	0	0	0	0	0	0	0	0	1	0	7	2	
60050	23	0	0	0	11	12	0	0	23	0	0	0	0	0	0	0	0	0	0	0	3	20	0	0	0	0	0	0	0	0	23	
60071	12	0	0	0	6	6	0	5	7	0	0	0	0	0	0	0	0	0	0	0	4	0	0	0	0	2	1	0	0	12		
60072	24	0	0	3	13	8	0	0	24	0	0	0	0	3	0	0	0	0	0	0	0	21	0	0	0	0	0	0	0	3	21	
60097	14	0	0	1	5	8	0	0	14	0	0	0	1	0	0	0	0	0	0	0	2	11	0	0	0	0	0	0	1	13		
60098	60	0	0	0	35	25	0	2	58	0	0	0	0	0	0	0	0	0	0	6	0	25	0	0	0	0	0	0	0	60		
60142	21	0	0	0	11	10	0	3	18	0	0	0	0	0	0	0	0	0	0	0	7	11	0	0	0	0	0	0	0	21		
60152	23	0	0	3	11	8	1	7	16	0	0	1	0	0	0	0	0	0	0	0	0	16	0	0	0	0	0	0	3	20		
TOTAL	354	45	61	65	97	85	1	26	328	0	0	2	157	4	0	0	0	0	0	6	0	26	104	0	0	0	2	2	0	171	183	

Screenings Reported by CFC/CPS/DCFS and Month / FY2021 Q1

Month	Total Screened	Ages (in Months)							Not Referred	Total Referred	Screenings of Children involved with DCFS			# of Children Ages 0 to 3 Referred to								# of Children Ages 3 to 5 Referred to					Sub-Totals					
		0-11	12-23	24-35	36-47	48-60	61+	In Intact Family Services			Children of Teen Wards	In Foster Care	LEA EI	LEA (ECSE)	PI (center-based)	Child Care Program	HV	Other Services	Multiple Services	Foster Rescreening	LEA (ECSE)	PFA	HS	Child Care Program	Other HV	Multiple Services	Foster Rescreening	Ages 0-35 mos.	Ages 36-61+ mos.			
CFC #01 Child & Family Connections, Youth Services Network, Inc., 107 North 3rd Street, Rockford, IL 61107 - Dee Dee Lowery																																
Jul-20	446	8	23	30	246	124	15	126	320	4	0	5	3	0	0	1	0	3	0	0	1	30	234	23	0	1	42	98	80	61	385	
Aug-20	348	11	16	23	188	108	2	90	258	1	0	7	6	5	0	0	0	11	0	0	0	21	207	9	2	0	4	79	74	50	298	
Sep-20	404	30	59	71	145	98	1	179	225	3	0	7	11	1	0	1	0	31	0	0	3	16	157	14	0	2	0	90	79	160	244	
TOTAL	1198	49	98	124	579	330	18	395	803	8	0	19	20	6	0	2	0	45	0	0	4	67	598	46	2	3	46	267	233	271	927	
CFC #02 Child & Family Connections, Lake County Health Department, 3010 Grand Ave, 2nd Floor, Waukegan, IL 60085 - Donna Musser																																
Jul-20	98	18	39	41	0	0	0	88	10	0	0	0	10	0	0	0	0	0	0	0	0	0	0	0	0	0	0	0	0	98	0	
Aug-20	119	36	37	33	9	0	4	101	18	2	0	0	7	0	0	0	0	1	0	0	0	0	9	0	0	0	1	0	0	106	13	
Sep-20	160	39	45	45	18	13	0	124	36	1	0	1	13	0	0	0	0	1	0	0	0	8	13	0	0	0	4	3	0	129	31	
TOTAL	377	93	121	119	27	13	4	313	64	3	0	1	30	0	0	0	0	2	0	0	0	8	22	0	0	0	5	3	0	333	44	
CFC #03 Child & Family Connections, Regional Office of Education for Carroll, Jo Daviess, & Stephenson Co., 27 S State Ave, Ste 101, Freeport, IL 61032 - Angela Hodges																																
Mar-20	0	0	0	0	0	0	0	0	0	0	0	0	0	0	0	0	0	0	0	0	0	0	0	0	0	0	0	0	0	0	0	0
Apr-20	0	0	0	0	0	0	0	0	0	0	0	0	0	0	0	0	0	0	0	0	0	0	0	0	0	0	0	0	0	0	0	0
May-20	61	53	6	2	0	0	0	58	3	0	0	0	1	0	0	0	0	0	0	0	2	0	0	0	0	0	0	0	0	61	0	
Jun-20	65	43	14	6	2	0	0	60	5	0	0	0	0	0	0	0	0	0	0	0	4	0	0	0	0	0	0	0	0	63	2	
Jul-20	81	68	6	7	0	0	0	72	9	0	0	0	4	0	0	0	0	0	0	0	5	0	0	0	0	0	0	0	0	81	0	
Aug-20	76	67	2	6	1	1	0	71	5	0	0	0	2	0	0	0	0	0	1	0	3	0	0	0	0	0	0	0	0	75	2	
Sep-20	96	65	15	6	6	4	0	83	13	0	0	0	1	0	0	0	0	0	0	0	6	3	2	0	0	0	0	0	1	86	10	
TOTAL	379	296	43	27	9	5	0	344	35	0	0	0	8	0	0	0	0	0	1	0	20	3	2	0	0	0	0	0	1	366	14	
CFC #04 Child & Family Connections, DayOne PACT, 1551 E Fabyan Pkwy, Geneva, IL 60134 - Ellana Mavromatis																																
Feb-20	12	1	3	7	1	0	0	12	0	0	0	0	0	0	0	0	0	0	0	0	0	0	0	0	0	0	0	0	0	11	1	
Mar-20	31	2	12	2	12	3	0	31	0	0	0	0	0	0	0	0	0	0	0	0	0	0	0	0	0	0	0	0	0	16	15	
Apr-20	29	3	10	13	3	0	0	29	0	0	0	0	0	0	0	0	0	0	0	0	0	0	0	0	0	0	0	0	0	26	3	
May-20	25	4	4	10	7	0	0	25	0	0	0	0	0	0	0	0	0	0	0	0	0	0	0	0	0	0	0	0	0	18	7	
Jun-20	19	3	3	8	4	0	1	16	3	0	0	0	2	0	0	0	0	0	0	0	0	1	0	0	0	0	0	0	0	14	5	
Jul-20	344	72	95	112	49	15	1	281	63	4	0	1	23	0	0	0	0	2	0	0	2	3	18	0	0	0	0	0	15	279	65	
Aug-20	169	11	28	30	52	47	1	92	77	0	0	0	4	0	0	0	0	0	0	0	0	17	51	0	0	0	4	0	1	69	100	
Sep-20	188	24	33	47	38	45	0	103	85	0	0	2	19	0	0	0	0	0	0	0	0	18	47	0	0	0	1	0	0	104	83	
TOTAL	817	120	188	229	166	110	3	589	228	4	0	3	48	0	0	0	0	2	0	0	2	39	116	0	0	0	5	0	16	537	279	
CFC #05 Child & Family Connections, DayOne PACT, 750 Warrenville Rd, Ste 300, Lisle, IL 60532 - Marianne McGuire																																
Aug-19	34	1	1	1	16	15	0	16	18	0	0	0	1	0	0	0	0	0	0	0	1	9	0	0	0	0	0	0	0	3	31	

Screenings Reported by CFC/CPS/DCFS and Month / FY2021 Q1

Month	Total Screened	Ages (in Months)						Not Referred	Total Referred	Screenings of Children involved with DCFS			# of Children Ages 0 to 3 Referred to							# of Children Ages 3 to 5 Referred to					Sub-Totals						
		0-11	12-23	24-35	36-47	48-60	61+			In Intact Family Services	Children of Teen Wards	In Foster Care	LEA EI	LEA (ECSE)	EHS	PI (center-based)	Child Care Program	HV	Other Services	Multiple Services	Rescreening	LEA (ECSE)	PFA	HS	Child Care Program	Other HV Services	Multiple Services	Rescreening	Ages 0-35 mos.	Ages 36-61+ mos.	
		Sep-19	23	0	1	4	11			7	0	9	14	0	0	0	0	3	0	0	0	0	0	0	0	5	0	0	0	0	0
Oct-19	17	0	1	1	9	6	0	9	8	0	0	0	2	0	0	0	0	0	0	0	4	0	0	0	0	0	0	2	2	15	
Nov-19	23	0	0	6	8	9	0	14	9	0	0	0	1	3	0	0	0	0	0	0	4	0	0	0	0	0	0	1	6	17	
Dec-19	11	0	0	1	2	8	0	5	6	0	0	0	0	1	0	0	0	0	0	0	5	0	0	0	0	0	0	0	1	10	
Jan-20	41	5	5	10	13	8	0	16	25	0	0	0	3	5	0	0	0	0	0	0	8	0	0	0	0	0	0	5	20	21	
Feb-20	69	3	15	17	15	16	3	38	31	0	0	0	10	13	0	0	0	0	0	0	3	0	0	0	0	0	0	2	35	34	
Mar-20	66	4	5	18	27	6	6	10	56	0	0	0	11	8	0	0	0	0	0	0	12	19	0	3	0	0	0	1	27	39	
Apr-20	46	5	11	20	9	1	0	25	21	0	0	0	3	5	0	0	0	0	0	0	7	0	0	0	0	0	0	0	36	10	
May-20	65	3	8	23	19	11	1	16	49	0	0	0	5	11	0	0	0	0	3	0	5	3	0	2	0	0	0	10	34	31	
Jun-20	24	6	3	8	5	2	0	3	21	0	0	0	2	5	0	0	0	0	1	0	3	0	0	0	0	0	0	1	17	7	
Jul-20	86	6	21	21	27	8	0	44	42	0	0	0	21	0	0	0	0	0	1	0	7	11	0	0	0	0	1	1	48	35	
Aug-20	66	1	6	4	25	30	0	27	37	0	0	0	8	0	0	0	0	0	1	1	21	4	0	0	0	0	0	3	11	55	
Sep-20	81	5	5	16	30	24	1	17	64	0	0	0	15	0	0	0	1	3	0	0	27	10	1	1	0	0	0	4	26	55	
TOTAL	652	39	82	150	216	151	11	249	401	0	0	0	82	54	0	0	1	3	6	1	39	120	47	1	6	0	0	1	43	271	378
CFC #06 Child & Family Connections, Clearbrook, 1835 W Central Rd, Arlington Heights, IL 60005 - Jason Tietz																															
Jun-20	2	0	0	2	0	0	0	0	2	0	0	0	0	2	0	0	0	0	0	0	0	0	0	0	0	0	0	0	2	0	
Jul-20	1	0	0	1	0	0	0	1	0	0	0	0	0	0	0	0	0	0	0	0	0	0	0	0	0	0	0	0	1	0	
Aug-20	39	0	0	1	27	11	0	18	21	0	0	0	0	0	0	0	0	0	0	6	12	0	0	0	3	0	0	1	38		
Sep-20	118	6	8	16	53	35	0	41	77	0	0	1	1	8	0	0	0	0	1	0	20	35	0	0	0	12	0	3	30	88	
TOTAL	160	6	8	20	80	46	0	60	100	0	0	1	1	10	0	0	0	0	1	0	26	47	0	0	0	15	0	3	34	126	
CFC #07 Child & Family Connections, Suburban Access, Inc. One Westbrook Corporate Ctr, Ste 640, Westchester, IL 60154 - Jo Ann Alferink																															
Aug-20	39	0	0	0	19	20	0	0	0	0	0	0	10	29	0	0	0	0	0	0	0	0	0	0	0	0	0	0	0	0	39
TOTAL	39	0	0	0	19	20	0	0	0	0	0	0	10	29	0	0	0	0	0	0	0	0	0	0	0	0	0	0	0	0	39
CFC #12 Child & Family Connections, Easter Seals of Metropolitan Chicago, 17300 S Ozark Ave - North Bldg, Tinley Park, IL 60477 - Peter Byrne																															
Jul-20	14	0	0	2	8	4	0	8	6	0	0	0	0	1	0	0	0	0	0	0	5	0	0	0	0	0	0	0	2	12	
Aug-20	39	2	3	13	39	19	0	29	50	0	0	1	0	1	0	0	0	8	0	0	5	31	0	0	0	1	1	4	18	58	
Sep-20	40	1	1	0	29	9	0	12	28	0	0	0	0	0	0	0	2	0	0	0	18	0	0	0	4	0	4	2	38		
TOTAL	93	3	4	15	76	32	0	49	84	0	0	1	0	2	0	0	0	10	0	0	5	54	0	0	0	5	1	8	22	108	
CFC #13 Child & Family Connections, Regional Office of Education #26, 130 S Lafayette St, Ste 200, Macomb, IL 61455 - Chuck Farr																															
Jul-20	191	96	47	5	24	18	0	5	49	0	0	1	1	0	0	0	0	0	0	0	42	0	0	0	0	0	0	0	148	42	
Aug-20	173	75	35	5	36	19	0	12	22	14	0	0	3	0	0	0	0	0	2	0	0	13	0	0	0	0	0	0	115	55	

Screenings Reported by CFC/CPS/DCFS and Month / FY2021 Q1

Month	Total Screened	Ages (in Months)						Not Referred	Total Referred	Screenings of Children involved with DCFS			# of Children Ages 0 to 3 Referred to								# of Children Ages 3 to 5 Referred to					Sub-Totals						
		0-11	12-23	24-35	36-47	48-60	61+			In Intact Family Services	Children of Teen Wards	In Foster Care	EI	LEA (ECSE)	EHS	PI (center-based)	Child Care Program	HV	Other Services	Multiple Services	Rescreening	LEA (ECSE)	PFA	HS	Child Care Program	Other HV Services	Multiple Services	Rescreening	Ages 0-35 mos.	Ages 36-61+ mos.		
Sep-20	152	83	54	5	3	0	0	6	9	4	0	2	7	0	0	0	0	0	0	0	0	3	0	0	0	0	0	0	0	142	3	
TOTAL	516	254	136	15	63	37	0	23	80	18	0	3	11	0	0	0	0	0	0	0	58	0	0	0	0	0	0	405	100			
CFC #14 Child & Family Connections, 3000 W Rohmann Ave., West Peoria, IL 61604 - Michelle Harr																																
Apr-20	10	1	5	4	0	0	0	8	2	0	0	0	2	0	0	0	0	0	0	0	0	0	0	0	0	0	0	0	10	0		
May-20	0	0	0	0	0	0	0	0	0	0	0	0	0	0	0	0	0	0	0	0	0	0	0	0	0	0	0	0	0	0		
Jun-20	0	0	0	0	0	0	0	0	0	0	0	0	0	0	0	0	0	0	0	0	0	0	0	0	0	0	0	0	0	0		
Jul-20	274	2	6	23	154	89	0	235	39	0	0	0	21	0	0	2	0	5	0	0	0	9	0	0	0	2	0	0	31	243		
Aug-20	200	6	11	27	77	65	14	111	89	5	0	6	3	3	0	4	0	0	1	1	0	18	35	0	0	0	13	5	12	44	156	
Sep-20	132	4	9	8	59	45	7	69	63	4	0	9	0	0	0	3	0	0	0	0	11	38	0	0	0	11	2	2	21	111		
TOTAL	616	13	31	62	290	199	21	423	193	9	0	15	26	3	0	9	0	5	1	1	0	29	82	0	0	0	26	7	14	106	510	
CFC #15 Child & Family Connections, Services of Will, Grundy, & Kankakee Counties, Inc., 2300 Glenwood Ave, Joliet, IL 60435 - Rachel Cimino																																
Jul-20	164	6	15	23	72	48	0	112	52	0	0	0	2	0	0	0	0	0	0	0	5	43	0	0	0	2	0	0	44	120		
Aug-20	518	11	14	45	249	195	4	113	405	0	0	0	1	0	0	0	0	0	0	0	35	297	19	25	0	7	1	11	70	448		
Sep-20	552	19	14	43	267	209	0	200	352	0	0	2	3	2	0	0	0	0	0	0	61	156	91	1	0	11	0	27	76	476		
TOTAL	1234	36	43	111	588	452	4	425	809	0	0	2	6	2	0	0	0	0	0	0	101	496	110	26	0	20	1	38	190	1044		
CFC #16 Child & Family Connections, 201 W Springfield Ave, Ste 508 & 509, Champaign, IL 61820 - Chris Johnson																																
Jul-20	149	39	47	24	25	14	0	122	27	0	0	1	4	0	0	0	0	0	0	0	8	3	8	0	0	0	0	0	110	39		
Aug-20	214	23	25	20	70	75	1	114	100	2	0	2	4	0	0	0	0	0	0	0	3	82	0	8	0	2	2	0	68	146		
Sep-20	164	37	46	31	29	20	1	122	42	2	0	3	9	0	0	0	0	0	0	7	4	4	0	0	0	3	0	0	114	50		
TOTAL	527	99	118	75	124	109	2	358	169	4	0	6	17	0	0	0	0	0	0	7	6	13	3	113	3	16	0	5	2	0	292	235
CFC #17 Child & Family Connections, ROE of Adams/Pike Counties, 510 Maine St, Ste 615, Quincy, IL 62301 - Kara Hoffman																																
Jul-20	28	0	0	1	19	8	0	20	8	0	0	0	0	0	0	0	0	0	0	0	1	0	0	0	0	0	0	7	1	27		
Aug-20	243	5	15	37	117	41	2	210	33	1	0	0	0	1	0	0	0	0	0	0	5	0	0	0	0	0	0	20	57	160		
Sep-20	139	3	5	9	52	59	11	123	16	2	0	1	0	0	0	0	0	0	0	0	1	0	0	0	0	0	0	14	17	122		
TOTAL	410	8	20	47	188	108	13	353	57	3	0	1	0	1	0	0	0	0	0	0	7	0	0	0	0	0	0	41	75	309		
CFC #18 Child & Family Connections, Sangamon Co. Public Health Department, 2833 S Grand Ave, E, Springfield, IL 62703 - Lisa McGlothlin																																
Aug-20	11	1	6	4	0	0	0	0	11	0	0	0	0	0	0	0	0	0	0	0	0	0	0	0	0	0	0	0	11	0		
Sep-20	47	3	4	4	22	14	0	26	21	0	0	0	0	0	0	0	0	0	0	0	0	19	0	0	0	0	0	0	11	36		
TOTAL	58	4	10	8	22	14	0	26	32	0	0	0	0	0	0	0	0	0	0	0	19	0	0	0	0	0	0	22	36			

Screenings Reported by CFC/CPS/DCFS and Month / FY2021 Q1

Month	Total Screened	Screenings of Children involved with DCFS						Not Referred	Total Referred	# of Children Ages 0 to 3 Referred to										# of Children Ages 3 to 5 Referred to						Sub-Totals					
		Ages (in Months)								In Intact Family Services	Children of Teen Wards	In Foster Care	LEA EI	LEA (ECSE)	EHS	PI (center-based)	Child Care Program	HV	Other Services	Multiple Services	Rescreening	LEA (ECSE)	PFA	HS	Child Care Program	Other HV Services	Multiple Services	Rescreening	Ages 0-35 mos.	Ages 36-61+ mos.	
CFC #19 Child & Family Connections, Macon Co. Community Mental Health Board, 132 S Water St. Ste 604, Decatur, IL 62523 - Amy Farmer																															
Aug-20	147	0	2	27	67	50	1	0	145	0	0	0	0	15	0	0	0	0	13	2	0	14	103	0	0	0	1	1	0	29	118
TOTAL	147	0	2	27	67	50	1	0	145	0	0	0	0	15	0	0	0	0	13	2	0	14	103	0	0	0	1	1	0	29	118
CFC #20 Child & Family Connections, Community Support Systems, 1901 S 4th St. Ste 209, Effingham, IL 62401 - Rita Wahl																															
Jul-20	117	0	0	5	66	46	0	42	75	0	0	1	0	0	0	0	0	0	3	0	1	1	103	0	0	0	0	0	3	5	112
Aug-20	25	0	0	0	4	21	0	0	0	0	0	1	0	0	0	0	0	0	0	0	0	0	0	0	0	0	3	0	0	0	25
Sep-20	15	0	0	3	5	7	0	0	15	2	0	0	0	2	0	0	0	0	1	0	0	3	9	0	0	0	2	2	0	3	12
TOTAL	157	0	0	8	75	74	0	42	90	2	0	2	0	2	0	0	0	0	4	0	1	4	112	0	0	0	5	2	3	8	149
CFC #21 Child & Family Connections, Regional Office of Education #13, 4 Eagle Center, Ste 4, O'Fallon, IL 62269 - Terri Kampwerth																															
May-20	6	2	1	3	0	0	0	6	0	0	0	0	0	0	0	0	0	0	0	0	0	0	0	0	0	0	0	0	0	6	0
Jun-20	3	1	2	0	0	0	0	1	2	0	0	0	0	0	0	0	0	0	0	0	0	0	0	0	0	0	0	0	0	3	0
Jul-20	16	1	2	0	9	4	0	2	14	0	0	0	0	0	0	0	0	0	0	0	1	0	13	0	0	0	0	0	0	3	13
Aug-20	96	20	16	10	29	21	0	46	50	0	0	1	4	0	0	0	0	0	0	0	2	3	40	0	0	0	1	0	1	46	50
Sep-20	113	60	15	17	11	10	0	84	11	0	0	1	0	1	0	0	0	0	0	0	2	2	14	0	0	0	8	1	1	92	21
TOTAL	234	84	36	30	49	35	0	139	77	0	0	2	4	1	0	0	0	0	0	7	5	67	0	0	0	9	1	2	150	84	
CFC #23 Child & Family Connections, Wabash & Ohio Valley Special Education Dist., 800 S Division St, Norris City, IL 62869 - Charity Heifner																															
Jul-20	80	14	30	33	3	0	0	80	0	0	0	0	0	0	0	0	0	0	0	0	0	0	0	0	0	0	0	0	0	77	3
Aug-20	47	6	4	3	22	12	0	14	33	0	0	3	0	4	0	0	0	10	17	0	10	1	12	0	0	0	0	0	4	13	34
Sep-20	278	11	11	22	95	139	0	151	127	0	0	0	6	2	0	0	0	0	1	0	6	6	109	0	0	0	0	0	41	44	234
TOTAL	405	31	45	58	120	151	0	245	160	0	0	3	6	6	0	0	0	10	18	0	16	7	121	0	0	0	0	0	45	134	271
CFC #24 Child & Family Connections, Archway, Inc., 2751 W Main, PO Box 1180, Carbondale, IL 62901-1180 - Lindsay Baskin																															
Jul-20	42	3	4	4	22	8	0	0	42	0	0	0	0	0	0	0	0	7	0	7	7	0	35	0	0	0	0	0	0	11	30
Aug-20	59	10	13	8	18	10	0	0	49	0	0	0	0	0	0	7	0	18	0	7	7	1	23	0	0	0	0	3	3	31	28
Sep-20	17	2	2	0	12	29	4	36	9	0	0	3	0	0	0	0	0	2	0	2	2	0	10	3	0	0	0	1	1	4	45
TOTAL	118	15	19	12	52	47	4	36	100	0	0	3	0	0	0	7	0	27	0	16	16	1	68	3	0	0	0	4	4	46	103
CFC #25 Child & Family Connections, Options & Advocacy for McHenry Co., 365 Millennium Dr, Ste A, Crystal Lake, IL 60012 - Susan Beckman																															
Jul-20	118	14	21	22	31	29	1	7	111	0	0	0	55	1	0	0	0	0	0	0	0	6	49	0	0	0	0	0	0	57	61
Aug-20	125	16	18	17	40	34	0	9	116	0	0	0	51	0	0	0	0	0	0	4	0	6	26	0	0	0	0	0	0	51	74

Screenings Reported by CFC/CPS/DCFS and Month / FY2021 Q1

Month	Total Screened	Ages (in Months)						Not Referred	Total Referred	Screenings of Children involved with DCFS			# of Children Ages 0 to 3 Referred to								# of Children Ages 3 to 5 Referred to					Sub-Totals						
		0-11	12-23	24-35	36-47	48-60	61+			In Intact Family Services	Children of Teen Wards	In Foster Care	LEA EI	LEA (ECSE)	EHS	PI (center-based)	Child Care Program	HV	Other Services	Multiple Services	Rescreening	LEA (ECSE)	PFA	HS	Child Care Program	Other HV Services	Multiple Services	Rescreening	Ages 0-35 mos.	Ages 36-61+ mos.		
Sep-20	111	15	22	26	26	22	0	10	101	0	0	2	51	3	0	0	0	0	0	0	2	0	14	29	0	0	0	2	2	0	63	48
TOTAL	354	45	61	65	97	85	1	26	328	0	0	2	157	4	0	0	0	0	0	0	6	0	26	104	0	0	0	2	2	0	171	183

Screenings Reported by CFC/CPS/DCFS and Agencies Represented / FY2021 Q1

Agency Type	Total Screened	Screenings of Children involved with DCFS							# of Children Ages 0 to 3 Referred to										# of Children Ages 3 to 5 Referred to						Sub-Totals							
		Ages (in Months)							In Intact	Children	In	LEA	LEA	PI	Child	Other	Multiple	LEA	PFA	HS	Child	Other	Multiple	Ages	Ages							
		0-11	12-23	24-35	36-47	48-60	61+	Not Referred	Total Referred	Family Services	of Teen Wards	Foster Care	EI	(ECSE)	EHS	(center-based)	Program	HV	Services	Services	Rescreening	(ECSE)	PFA	HS	Care Program	HV	Services	Services	Rescreening	0-35 mos.	36-61+ mos.	
CFC #01 Child & Family Connections, Youth Services Network, Inc., 107 North 3rd Street, Rockford, IL 61107 - Dee Dee Lowery																																
CC	2	1	0	1	0	0	0	1	1	0	0	0	1	0	0	0	0	0	0	0	0	0	0	0	0	0	0	0	0	0	2	0
HS/EHS	141	17	40	41	16	27	0	112	29	0	0	2	11	0	0	0	0	0	0	0	4	8	0	0	0	0	0	0	6	98	43	
HV	48	13	16	16	3	0	0	48	0	0	0	2	0	0	0	0	45	0	0	0	0	0	0	0	3	0	0	0	45	3		
LEA	1007	18	42	66	560	303	18	282	725	8	0	17	6	6	0	2	0	0	0	0	59	598	46	2	0	46	267	227	126	881		
PAT	2	1	0	1	0	0	0	0	2	0	0	0	0	0	0	0	2	0	0	0	0	0	0	0	0	0	0	0	2	0		
PI	0	0	0	0	0	0	0	0	0	0	0	0	0	0	0	0	0	0	0	0	0	0	0	0	0	0	0	0	0	0		
CFC #02 Child & Family Connections, Lake County Health Department, 3010 Grand Ave, 2nd Floor, Waukegan, IL 60085 - Donna Musser																																
CFC	333	93	121	119	0	0	0	301	32	3	0	0	30	0	0	0	0	2	0	0	0	0	0	0	0	0	0	0	0	333	0	
EI	333	93	121	119	0	0	0	301	32	3	0	0	30	0	0	0	0	2	0	0	0	0	0	0	0	0	0	0	333	0		
LEA	44	0	0	0	27	13	4	12	32	0	0	1	0	0	0	0	0	0	0	0	8	22	0	0	0	5	3	0	0	44		
CFC #03 Child & Family Connections, Regional Office of Education for Carroll, Jo Daviess, & Stephenson Co., 27 S State Ave, Ste 101, Freeport, IL 61032 - Angela Hodges																																
HD	350	288	37	22	3	1	0	321	29	0	0	0	8	0	0	0	0	0	1	0	20	0	0	0	0	0	0	0	347	4		
HS/EHS	4	0	0	1	0	3	0	2	2	0	0	0	0	0	0	0	0	0	0	0	1	0	0	0	0	0	0	1	1	3		
HV	21	8	6	4	3	0	0	21	0	0	0	0	0	0	0	0	0	0	0	0	0	0	0	0	0	0	0	18	3			
LEA	25	8	6	4	6	1	0	21	4	0	0	0	0	0	0	0	0	0	0	0	2	2	0	0	0	0	0	0	18	7		
CFC #04 Child & Family Connections, DayOne PACT, 1551 E Fabyan Pkwy, Geneva, IL 60134 - Ellana Mavromatis																																
CFC	106	2	28	30	26	18	2	66	40	0	0	0	26	0	0	0	0	0	0	0	14	0	0	0	0	0	0	0	60	46		
HC	8	3	0	1	2	1	1	5	3	4	0	0	0	0	0	0	2	0	0	0	0	1	0	0	0	0	0	4	4			
HD	3	0	1	1	0	1	0	1	2	0	0	0	2	0	0	0	0	0	0	0	0	0	0	0	0	0	0	2	1			
HFI	104	26	35	42	1	0	0	101	3	0	0	0	3	0	0	0	0	0	0	0	0	0	0	0	0	0	0	103	1			
HS/EHS	102	9	32	31	27	3	0	96	6	0	0	0	6	0	0	0	0	0	0	0	0	0	0	0	0	0	0	72	30			
HV	235	32	77	86	37	3	0	227	8	0	0	0	8	0	0	0	0	0	0	0	0	0	0	0	0	0	0	195	40			
LEA	213	4	4	17	100	87	0	44	169	0	0	3	6	0	0	0	0	0	0	2	25	115	0	0	0	5	0	16	25	187		
PAT	148	53	43	52	0	0	0	145	3	0	0	0	3	0	0	0	0	0	0	0	0	0	0	0	0	0	0	148	0			
CFC #05 Child & Family Connections, DayOne PACT, 750 Warrenville Rd, Ste 300, Lisle, IL 60532 - Marianne McGuire																																
CC	84	14	25	30	7	7	1	48	36	0	0	0	9	0	0	0	0	0	0	17	2	0	0	2	0	0	0	6	69	15		
EI	149	15	45	32	28	24	5	64	85	0	0	0	55	12	0	0	0	0	0	0	18	0	0	0	0	0	0	92	57			
HS/EHS	84	14	25	30	7	7	1	48	36	0	0	0	9	0	0	0	0	0	0	17	2	0	0	2	0	0	0	6	69	15		
HV	30	6	6	13	5	0	0	30	0	0	0	2	1	0	0	0	0	4	0	18	2	3	0	0	0	0	0	25	5			
LEA	375	1	5	65	176	120	5	136	237	0	0	0	8	41	0	0	1	0	2	1	2	98	44	1	4	0	0	1	37	71	301	

Screenings Reported by CFC/CPS/DCFS and Agencies Represented / FY2021 Q1

Agency Type	Total Screened	Ages (in Months)						Not Referred	Total Referred	Screenings of Children involved with DCFS			# of Children Ages 0 to 3 Referred to							# of Children Ages 3 to 5 Referred to					Sub-Totals								
		0-11	12-23	24-35	36-47	48-60	61+			In Intact Family Services	Children of Teen Wards	In Foster Care	LEA EI	LEA (ECSE)	PI (center-based)	Child Care Program	Other HV Services	Multiple Services	Rescreening	LEA (ECSE)	PFA	HS	Child Care Program	Other HV Services	Multiple Services	Rescreening	Ages 0-35 mos.	Ages 36-61+ mos.					
PAT	14	3	1	10	0	0	0	1	13	0	0	0	8	0	0	0	0	3	0	0	2	0	0	0	0	0	0	0	0	0	0	14	0
CFC #06 Child & Family Connections, Clearbrook, 1835 W Central Rd, Arlington Heights, IL 60005 - Jason Tietz																																	
LEA	160	6	8	20	80	46	0	60	100	0	0	1	1	10	0	0	0	0	1	0	0	26	47	0	0	0	15	0	3	34	126		
CFC #07 Child & Family Connections, Suburban Access, Inc, One Westbrook Corporate Ctr, Ste 640, Westchester, IL 60154 - Jo Ann Alferink																																	
LEA	39	0	0	0	19	20	0	0	0	0	0	10	29	0	0	0	0	0	0	0	0	0	0	0	0	0	0	0	0	0	39		
CFC #12 Child & Family Connections, Easter Seals of Metropolitan Chicago, 17300 S Ozark Ave - North Bldg, Tinley Park, IL 60477 - Peter Byrne																																	
LEA	93	3	4	15	76	32	0	49	84	0	0	1	0	2	0	0	0	10	0	0	5	54	0	0	0	5	1	8	22	108			
CFC #13 Child & Family Connections, Regional Office of Education #26, 130 S Lafayette St, Ste 200, Macomb, IL 61455 - Chuck Farr																																	
FCM	389	246	128	4	0	0	0	0	16	0	0	0	10	0	0	0	0	0	0	0	0	0	0	0	0	0	0	0	0	378	0		
LEA	99	0	0	0	62	37	0	0	63	13	0	0	0	0	0	0	0	2	0	4	0	57	0	0	0	0	0	0	0	0	99		
PI	28	8	8	11	1	0	0	23	1	5	0	3	1	0	0	0	0	0	0	0	0	1	0	0	0	0	0	0	27	1			
CFC #14 Child & Family Connections, 3000 W Rohmann Ave, , West Peoria, IL 61604 - Michelle Harr																																	
HV	23	6	7	10	0	0	0	23	0	0	0	0	0	0	0	0	0	0	0	0	0	0	0	0	0	0	0	0	0	23	0		
LEA	561	7	24	52	265	192	21	378	183	9	0	15	26	3	0	9	0	5	1	1	0	29	82	0	0	0	24	7	6	83	478		
MFP	32	0	0	0	25	7	0	22	10	0	0	0	0	0	0	0	0	0	0	0	0	0	0	0	0	2	0	8	0	32			
CFC #15 Child & Family Connections, Services of Will, Grundy, & Kankakee Counties, Inc., 2300 Glenwood Ave, Joliet, IL 60435 - Rachel Cimino																																	
EI	2	0	1	1	0	0	0	2	0	0	0	0	0	0	0	0	0	0	0	0	0	0	0	0	0	0	0	0	0	2	0		
HS/EHS	155	0	0	2	71	82	0	9	146	0	0	0	0	2	0	0	0	0	0	0	1	28	108	0	0	1	1	5	2	153			
HV	120	36	42	39	3	0	0	114	6	0	0	0	6	0	0	0	0	0	0	0	0	0	0	0	0	0	0	0	117	3			
LEA	1103	0	0	71	584	444	4	300	803	0	0	2	0	2	0	0	0	0	0	0	9	101	496	110	26	0	20	1	38	71	1032		
CFC #16 Child & Family Connections, 201 W Springfield Ave, Ste 508 & 509, , Champaign, IL 61820 - Chris Johnson																																	
EI	61	11	16	12	14	8	0	38	23	4	0	4	11	0	0	0	0	0	0	3	12	0	0	3	0	0	0	0	0	39	22		
FCM	285	88	102	51	9	35	0	282	3	0	0	0	3	0	0	0	0	0	0	0	0	0	0	0	0	0	0	0	241	44			
HC	81	0	0	11	49	20	1	17	64	0	0	2	3	0	0	0	0	0	7	3	1	0	53	0	0	0	5	2	0	11	70		
HD	81	0	0	11	49	20	1	17	64	0	0	2	3	0	0	0	0	0	7	3	1	0	53	0	0	0	5	2	0	11	70		
HFI	0	0	0	0	0	0	0	0	0	0	0	0	0	0	0	0	0	0	0	0	0	0	0	0	0	0	0	0	0	0			
LEA	100	0	0	1	52	46	1	21	79	0	0	0	0	0	0	0	0	0	0	0	3	60	0	16	0	0	0	0	1	99			
WIC	285	88	102	51	9	35	0	282	3	0	0	0	3	0	0	0	0	0	0	0	0	0	0	0	0	0	0	0	241	44			

Screenings Reported by CFC/CPS/DCFS and Agencies Represented / FY2021 Q1

Agency Type	Total Screened	Ages (in Months)						Not Referred	Total Referred	Screenings of Children involved with DCFS			# of Children Ages 0 to 3 Referred to								# of Children Ages 3 to 5 Referred to					Sub-Totals						
		0-11	12-23	24-35	36-47	48-60	61+			In Intact	Children	In	LEA EI	PI (ECSE)	Child Care Program	Other Services	Multiple Services	Rescreening	LEA (ECSE)	PFA	HS	Child Care Program	Other HV Services	Multiple Services	Rescreening	Ages 0-35 mos.	Ages 36-61+ mos.					
CFC #17 Child & Family Connections, ROE of Adams/Pike Counties, 510 Maine St, Ste 615, Quincy, IL 62301 - Kara Hoffman																																
HS/EHS	47	0	0	2	23	22	0	35	12	0	0	1	0	0	0	0	0	0	0	0	0	0	0	0	0	0	0	0	9	2	45	
HV	92	8	20	22	42	0	0	92	0	0	0	0	0	0	0	0	0	0	0	0	0	0	0	0	0	0	0	0	0	50	42	
LEA	271	0	0	23	123	86	13	226	45	3	0	0	0	1	0	0	0	0	0	0	6	6	0	0	0	0	0	0	32	23	222	
CFC #18 Child & Family Connections, Sangamon Co. Public Health Department, 2833 S Grand Ave, E, Springfield, IL 62703 - Lisa McGlothlin																																
LEA	47	3	4	4	22	14	0	26	21	0	0	0	0	0	0	0	0	0	0	2	0	19	0	0	0	0	0	0	0	11	36	
PI	11	1	6	4	0	0	0	0	11	0	0	0	0	0	0	0	11	0	0	0	0	0	0	0	0	0	0	0	0	11	0	
CFC #19 Child & Family Connections, Macon Co. Community Mental Health Board, 132 S Water St, Ste 604, Decatur, IL 62523 - Amy Farmer																																
LEA	147	0	2	27	67	50	1	0	145	0	0	0	0	15	0	0	0	0	0	13	2	0	14	103	0	0	0	1	1	0	29	118
CFC #20 Child & Family Connections, Community Support Systems, 1901 S 4th St, Ste 209, Effingham, IL 62401 - Rita Wahl																																
LEA	157	0	0	8	75	74	0	42	90	2	0	2	0	2	0	0	0	0	4	0	1	4	112	0	0	0	5	2	3	8	149	
CFC #21 Child & Family Connections, Regional Office of Education #13, 4 Eagle Center, Ste 4, O'Fallon, IL 62269 - Terri Kampwerth																																
HV	31	11	7	13	0	0	0	24	7	0	0	0	0	0	0	0	0	0	0	7	0	0	0	0	0	0	0	0	0	31	0	
LEA	122	14	17	17	43	31	0	41	63	0	0	2	3	1	0	0	0	0	0	0	4	63	0	0	0	8	1	2	48	74		
PI	58	11	7	13	18	9	0	28	30	0	0	1	0	0	0	0	0	0	0	7	2	20	0	0	0	1	0	0	31	27		
WIC	71	59	12	0	0	0	0	70	1	0	0	0	1	0	0	0	0	0	0	0	0	0	0	0	0	0	0	0	71	0		
CFC #23 Child & Family Connections, Wabash & Ohio Valley Special Education Dist., 800 S Division St, Norris City, IL 62869 - Charity Heifner																																
CFC	15	3	6	6	0	0	0	9	6	0	0	0	6	0	0	0	0	0	0	0	1	0	0	0	0	0	0	0	0	15	0	
HS/EHS	222	22	35	43	30	92	0	222	0	0	0	0	0	0	0	0	0	0	0	0	0	0	0	0	0	0	0	0	100	122		
LEA	168	6	4	9	90	59	0	14	154	0	0	3	0	6	0	0	0	10	18	0	15	7	121	0	0	0	0	0	45	19	149	
CFC #24 Child & Family Connections, Archway, Inc., 2751 W Main, PO Box 1180, Carbondale, IL 62901-1180 - Lindsay Baskin																																
HS/EHS	0	0	0	0	6	26	4	36	0	0	0	3	0	0	0	0	0	0	0	0	0	0	0	0	0	0	0	0	0	0	36	
HV	30	9	12	5	4	0	0	0	18	0	0	0	0	0	7	0	11	0	0	0	0	0	0	0	0	0	0	0	0	26	4	
LEA	88	6	7	7	42	21	0	0	82	0	0	0	0	0	0	0	16	0	16	16	1	68	3	0	0	0	4	4	20	63		
CFC #25 Child & Family Connections, Options & Advocacy for McHenry Co., 365 Millennium Dr, Ste A, Crystal Lake, IL 60012 - Susan Beckman																																
CC	9	0	0	7	2	0	0	8	1	0	0	1	0	0	0	0	0	0	0	0	0	0	0	0	0	0	0	1	0	7	2	
CFC	156	45	61	50	0	0	0	0	156	0	0	0	156	0	0	0	0	0	0	0	0	0	0	0	0	0	0	0	156	0		
LEA	189	0	0	8	95	85	1	18	171	0	0	1	1	4	0	0	0	0	0	6	0	26	104	0	0	0	2	1	0	8	181	

Screenings Reported by CFC/CPS/DCFS and Screening Tools Utilized / FY2021 Q1

Screening Tool	Total Screened	Ages (in Months)							Not Referred	Total Referred	Screenings of Children involved with DCFS			# of Children Ages 0 to 3 Referred to								# of Children Ages 3 to 5 Referred to						
		0-11	12-23	24-35	36-47	48-60	61+	In Intact Family Services			Children of Teen Wards	In Foster Care	LEA EI	LEA (ECSE)	EHS	PI (center-based)	Child Care Program	HV	Other Services	Multiple Services	Rescreening	LEA (ECSE)	PFA	HS	Child Care Program	Other HV Services	Multiple Services	Rescreening
		DIAL	6	0	0	0	4	2			0	0	6	0	0	0	0	0	0	0	0	0	0	6	0	0	0	0
DIAL-4	102	9	32	31	27	3	0	96	6	0	0	0	6	0	0	0	0	0	0	0	0	0	0	0	0	0		
PLS-5	23	0	0	0	7	16	0	0	23	0	0	0	0	0	0	0	0	0	0	0	23	0	0	0	0	0		
CFC #05 Child & Family Connections, DayOne PACT, 750 Warrenville Rd, Ste 300, Lisle, IL 60532 - Marianne McGuire																												
ASQ	289	1	5	51	125	102	5	114	175	0	0	0	8	41	0	0	0	0	0	1	89	0	1	0	0	0	35	
ASQ-3	283	38	77	86	40	33	6	114	167	0	0	0	74	13	0	0	0	3	5	1	38	23	3	0	2	0	1	7
ASQ:SE	313	4	6	62	130	106	5	115	198	0	0	0	16	41	0	0	1	3	0	0	3	89	8	1	1	0	0	35
ASQ:SE-2	110	20	28	38	11	9	1	49	59	0	0	0	11	1	0	0	0	4	1	28	5	2	0	2	0	1	7	
DIAL	2	0	0	0	2	0	0	0	2	0	0	0	0	0	0	0	0	0	0	0	2	0	0	0	0	0	0	
DIAL-4	49	0	0	11	31	7	0	5	44	0	0	0	0	0	0	0	0	1	0	0	3	36	0	3	0	0	1	
Play-Based	19	0	0	1	13	5	0	16	3	0	0	0	0	0	0	0	0	0	0	0	3	0	0	0	0	0	0	
TPBA	289	1	5	51	125	102	5	114	175	0	0	0	8	41	0	0	0	0	0	1	89	0	1	0	0	0	35	
CFC #06 Child & Family Connections, Clearbrook, 1835 W Central Rd, Arlington Heights, IL 60005 - Jason Tietz																												
ASQ	11	0	0	0	7	4	0	0	11	0	0	0	0	0	0	0	0	0	0	0	6	5	0	0	0	0	0	
ASQ-3	116	6	8	4	65	33	0	48	68	0	0	0	1	0	0	0	0	0	0	0	16	40	0	0	0	11	0	
ASQ:SE-2	90	6	8	1	51	24	0	43	47	0	0	0	1	0	0	0	0	0	0	0	0	35	0	0	0	11	0	
BAT	81	6	8	1	43	23	0	36	45	0	0	0	1	0	0	0	0	0	0	0	0	35	0	0	0	9	0	
DIAL	18	0	0	12	4	2	0	6	12	0	0	1	0	9	0	0	0	0	0	0	3	0	0	0	0	0	3	
DIAL-4	26	0	0	4	11	11	0	6	20	0	0	0	0	1	0	0	0	1	0	0	7	7	0	0	0	4	0	
TPBA	9	0	0	0	8	1	0	7	2	0	0	0	0	0	0	0	0	0	0	0	0	0	0	0	0	2	0	
CFC #07 Child & Family Connections, Suburban Access, Inc, One Westbrook Corporate Ctr, Ste 640, Westchester, IL 60154 - Jo Ann Alferink																												
DIAL-4	39	0	0	0	19	20	0	0	0	0	0	0	10	29	0	0	0	0	0	0	0	0	0	0	0	0	0	
CFC #12 Child & Family Connections, Easter Seals of Metropolitan Chicago, 17300 S Ozark Ave - North Bldg, Tinley Park, IL 60477 - Peter Byrne																												
ASQ	10	1	1	0	6	2	0	0	10	0	0	0	0	0	0	0	2	0	0	0	0	0	0	0	0	4	4	
ASQ-3	0	2	3	12	20	0	0	0	40	0	0	1	0	0	0	0	8	0	0	0	3	24	0	0	0	1	3	
ASQ:SE	8	2	3	12	26	2	0	0	48	0	0	1	0	0	0	0	8	0	0	0	3	24	0	0	0	5	7	
ASQ:SE-2	2	1	1	0	0	0	0	0	2	0	0	0	0	0	0	0	2	0	0	0	0	0	0	0	0	0		
DIAL	28	0	0	3	10	15	0	14	14	0	0	0	0	2	0	0	0	0	0	0	0	12	0	0	0	0	0	
DIAL-4	55	2	3	12	60	15	0	35	60	0	0	1	0	0	0	0	8	0	0	0	5	42	0	0	0	1	4	

Screenings Reported by CFC/CPS/DCFS and Screening Tools Utilized / FY2021 Q1

Screening Tool	Total Screened	Screenings of Children involved with DCFS								# of Children Ages 0 to 3 Referred to										# of Children Ages 3 to 5 Referred to																		
		Ages (in Months)						Not Referred	Total Referred	In Intact Family Services	Children of Teen Wards	In Foster Care	LEA EI	(ECSE)	PI (center-based)	Child Care Program	HV	Other Services	Multiple Services	Rescreening	LEA (ECSE)	PFA	HS	Child Care Program	HV	Other Services	Multiple Services	Rescreening										
		0-11	12-23	24-35	36-47	48-60	61+																															
CFC #13 Child & Family Connections, Regional Office of Education #26, 130 S Lafayette St, Ste 200, Macomb, IL 61455 - Chuck Farr																																						
ASQ	417	254	136	15	1	0	0	23	17	5	0	3	11	0	0	0	0	0	0	0	0	0	0	0	0	0	0	0	0	0	1	0	0	0	0	0	0	0
ASQ:SE	28	8	8	11	1	0	0	23	1	5	0	3	1	0	0	0	0	0	0	0	0	0	0	0	0	0	0	0	0	1	0	0	0	0	0	0		
DIAL	23	0	0	0	13	10	0	0	23	0	0	0	0	0	0	0	0	0	0	0	0	0	0	0	0	0	0	0	23	0	0	0	0	0	0	0		
ESI	42	0	0	0	28	14	0	0	6	0	0	0	0	0	0	0	0	0	2	0	4	0	0	0	0	0	0	0	0	0	0	0	0	0	0	0		
Speed DIAL-4	34	0	0	0	21	13	0	0	34	13	0	0	0	0	0	0	0	0	0	0	0	0	0	0	0	0	0	0	34	0	0	0	0	0	0			
CFC #14 Child & Family Connections, 3000 W Rohmann Ave., West Peoria, IL 61604 - Michelle Harr																																						
ASQ	396	7	24	39	190	136	0	354	42	0	0	1	26	0	0	0	0	5	0	0	0	1	0	0	0	0	0	0	0	0	0	2	0	8	0			
ASQ-3	34	6	7	12	8	1	0	24	10	0	0	0	0	2	0	0	0	0	0	0	0	8	0	0	0	0	0	0	0	0	0	0	0	0	0			
BRIG	412	7	24	41	191	149	0	347	65	4	0	7	26	1	0	0	0	5	1	1	0	6	13	0	0	0	0	0	11	5	2	0	0	0	0			
BRIG-3	94	0	0	9	53	32	0	15	79	5	0	8	0	0	0	9	0	0	0	0	0	17	52	0	0	0	0	0	0	2	3	0	0	0	0			
DIAL-4	20	0	0	2	10	6	2	7	13	0	0	0	0	2	0	0	0	0	0	0	0	3	8	0	0	0	0	0	0	0	0	0	0	0	0			
ESI-R	16	0	0	0	11	5	0	1	15	0	0	0	0	0	0	0	0	0	0	0	0	3	9	0	0	0	0	3	0	0	0	0	0	0	0			
HAPP-3	12	0	0	2	7	3	0	1	11	0	0	2	0	1	0	0	0	0	1	1	0	5	0	0	0	0	0	4	5	0	0	0	0	0	0			
Hearing	364	7	24	39	165	129	0	332	32	0	0	1	26	0	0	0	0	5	0	0	0	1	0	0	0	0	0	0	0	0	0	0	0	0	0			
PLS-4	32	0	0	0	25	7	0	22	10	0	0	0	0	0	0	0	0	0	0	0	0	0	0	0	0	0	0	2	0	8	0	0	0	0				
SESI	19	0	0	0	0	0	19	8	11	0	0	0	0	0	0	0	0	0	0	0	0	0	0	0	0	0	0	0	10	0	1	0	0	0				
CFC #15 Child & Family Connections, Services of Will, Grundy, & Kankakee Counties, Inc., 2300 Glenwood Ave, Joliet, IL 60435 - Rachel Cimino																																						
ASQ	51	0	1	3	29	18	0	3	48	0	0	0	0	0	0	0	0	0	0	0	1	9	37	0	0	0	0	0	0	0	0	0	0	0	1			
ASQ-3	120	36	42	39	3	0	0	114	6	0	0	0	6	0	0	0	0	0	0	0	0	0	0	0	0	0	0	0	0	0	0	0	0	0	0			
ASQ:SE	380	0	0	10	214	156	0	147	233	0	0	0	0	0	0	0	0	0	0	0	8	17	155	0	11	0	16	0	26	0	0	0	0	0				
BRIG	287	0	0	10	156	121	0	69	218	0	0	0	0	0	0	0	0	0	0	0	8	17	155	0	11	0	16	0	11	0	0	0	0	0				
BRIG-3	146	0	0	2	70	74	0	0	146	0	0	0	0	2	0	0	0	0	0	0	0	1	28	108	0	0	1	1	5	0	0	0	0	0				
DIAL	23	0	0	1	12	10	0	1	22	0	0	0	0	0	0	0	0	0	0	0	0	0	22	0	0	0	0	0	0	0	0	0	0	0	0			
DIAL-4	537	0	0	57	272	204	4	161	376	0	0	2	0	0	0	0	0	0	0	0	0	74	276	2	15	0	3	0	6	0	0	0	0	0				
CFC #16 Child & Family Connections, 201 W Springfield Ave, Ste 508 & 509, Champaign, IL 61820 - Chris Johnson																																						
ASQ	81	0	0	11	49	20	1	17	64	0	0	2	3	0	0	0	0	0	7	3	1	0	53	0	0	0	5	2	0	0	0	0	0	0	0			
ASQ-3	351	99	118	63	27	44	0	320	31	4	0	4	14	0	0	0	0	0	0	3	12	0	5	3	0	0	0	0	0	0	0	0	0	0	0			
ASQ:SE	285	88	102	51	9	35	0	282	3	0	0	0	3	0	0	0	0	0	0	0	0	0	0	0	0	0	0	0	0	0	0	0	0	0	0			
BRIG	17	0	0	0	7	10	0	17	0	0	0	0	0	0	0	0	0	0	0	0	0	0	0	0	0	0	0	0	0	0	0	0	0	0	0			
DIAL-4	83	0	0	1	45	36	1	4	79	0	0	0	0	0	0	0	0	0	0	0	0	3	60	0	16	0	0	0	0	0	0	0	0	0	0			

Screenings Reported by CFC/CPS/DCFS and Screening Tools Utilized / FY2021 Q1

Screening Tool	Total Screened	Ages (in Months)							Not Referred	Total Referred	Screenings of Children involved with DCFS			# of Children Ages 0 to 3 Referred to								# of Children Ages 3 to 5 Referred to							
		0-11	12-23	24-35	36-47	48-60	61+	In Intact Family Services			Children of Teen Wards	In Foster Care	LEA EI	LEA (ECSE)	EHS	PI (center-based)	Child Care Program	HV	Other Services	Multiple Services	Rescreening	LEA (ECSE)	PFA	HS	Child Care Program	Other HV Services	Multiple Services	Rescreening	
TPBA	81	0	0	11	49	20	1	17	64	0	0	2	3	0	0	0	0	0	7	3	1	0	53	0	0	0	5	2	0
CFC #17 Child & Family Connections, ROE of Adams/Pike Counties, 510 Maine St, Ste 615, Quincy, IL 62301 - Kara Hoffman																													
ASQ-3	92	8	20	22	42	0	0	92	0	0	0	0	0	0	0	0	0	0	0	0	0	0	0	0	0	0	0	0	0
ASQ:SE	92	8	20	22	42	0	0	92	0	0	0	0	0	0	0	0	0	0	0	0	0	0	0	0	0	0	0	0	0
DIAL	318	0	0	25	146	108	13	261	57	3	0	1	0	1	0	0	0	0	0	8	7	0	0	0	0	0	0	41	
Speed DIAL-4	33	0	0	2	31	0	0	33	0	0	0	0	0	0	0	0	0	0	0	0	0	0	0	0	0	0	0	0	
CFC #18 Child & Family Connections, Sangamon Co. Public Health Department, 2833 S Grand Ave. E, Springfield, IL 62703 - Lisa McGlothlin																													
ASQ	11	1	6	4	0	0	0	0	11	0	0	0	0	0	0	0	0	11	0	0	0	0	0	0	0	0	0	0	0
BRIG-3	11	3	4	4	0	0	0	9	2	0	0	0	0	0	0	0	0	0	0	2	0	0	0	0	0	0	0	0	
DIAL-3	36	0	0	0	22	14	0	17	19	0	0	0	0	0	0	0	0	0	0	0	0	19	0	0	0	0	0	0	
CFC #19 Child & Family Connections, Macon Co. Community Mental Health Board, 132 S Water St, Ste 604, Decatur, IL 62523 - Amy Farmer																													
BRIG	147	0	2	27	67	50	1	0	145	0	0	0	0	15	0	0	0	0	13	2	0	14	103	0	0	0	1	1	0
CFC #20 Child & Family Connections, Community Support Systems, 1901 S 4th St, Ste 209, Effingham, IL 62401 - Rita Wahl																													
BRIG	88	0	0	6	48	34	0	2	86	0	0	0	0	0	0	0	0	4	0	1	4	72	0	0	0	2	2	1	
DAYC-2	2	0	0	2	0	0	0	0	2	2	0	0	0	2	0	0	0	0	0	0	0	0	0	0	0	0	0	0	
DIAL-4	67	0	0	0	27	40	0	40	2	0	0	2	0	0	0	0	0	0	0	0	0	40	0	0	0	3	0	2	
CFC #21 Child & Family Connections, Regional Office of Education #13, 4 Eagle Center, Ste 4, O'Fallon, IL 62269 - Terri Kampwerth																													
ASQ	35	8	3	5	10	9	0	23	12	0	0	0	0	0	0	0	0	0	0	0	2	9	0	0	0	1	1	1	
ASQ-3	169	76	33	24	21	15	0	115	36	0	0	1	4	1	0	0	0	0	0	7	2	30	0	0	0	8	0	0	
ASQ:SE	95	22	12	22	24	15	0	47	36	0	0	1	0	1	0	0	0	0	0	7	4	25	0	0	0	1	1	1	
ASQ:SE-2	38	3	12	7	7	9	0	21	11	0	0	0	3	0	0	0	0	0	0	0	0	14	0	0	0	8	0	0	
DIAL-4	42	8	3	6	16	9	0	20	22	0	0	1	0	0	0	0	0	0	0	0	1	21	0	0	0	0	1	1	
Speed DIAL-4	13	0	0	0	6	7	0	0	13	0	0	0	0	0	0	0	0	0	0	0	1	12	0	0	0	0	0	1	
CFC #23 Child & Family Connections, Wabash & Ohio Valley Special Education Dist., 800 S Division St, Norris City, IL 62869 - Charity Heifner																													
ASQ	222	22	35	43	30	92	0	222	0	0	0	0	0	0	0	0	0	0	0	0	0	0	0	0	0	0	0	0	
ASQ-3	15	3	6	6	0	0	0	9	6	0	0	0	6	0	0	0	0	0	0	1	0	0	0	0	0	0	0	0	
ASQ:SE	14	6	4	3	1	0	0	14	0	0	0	3	0	0	0	0	0	10	0	0	0	1	0	0	0	0	0	0	
DIAL-4	376	22	35	49	119	151	0	222	154	0	0	0	0	6	0	0	0	0	18	0	15	7	120	0	0	0	0	0	45
Speed DIAL-4	222	22	35	43	30	92	0	222	0	0	0	0	0	0	0	0	0	0	0	0	0	0	0	0	0	0	0	0	

Screenings Reported by CFC/CPS/DCFS and Screening Tools Utilized / FY2021 Q1

Screening Tool	Total Screened	Screenings of Children involved with DCFS							# of Children Ages 0 to 3 Referred to												# of Children Ages 3 to 5 Referred to								
		Ages (in Months)						Not Referred	Total Referred	In Intact Family Services	Children of Teen Wards	In Foster Care	LEA EI	(ECSE)	EHS	PI (center-based)	Child Care Program	HV	Other Services	Multiple Services	Rescreening	LEA (ECSE)	PFA	HS	Child Care Program	Other HV Services	Multiple Services	Rescreening	
		0-11	12-23	24-35	36-47	48-60	61+																						
CFC #24 Child & Family Connections, Archway, Inc., 2751 W Main, PO Box 1180, Carbondale, IL 62901-1180 - Lindsay Baskin																													
ASQ	54	9	12	6	16	6	0	0	36	0	0	0	0	0	0	7	0	11	0	0	0	0	24	0	0	0	0	0	0
ASQ-3	38	6	7	3	13	9	0	0	38	0	0	0	0	0	0	0	0	16	0	16	16	0	19	3	0	0	0	4	4
ASQ:SE-2	38	6	7	3	13	9	0	0	38	0	0	0	0	0	0	0	0	16	0	16	16	0	19	3	0	0	0	4	4
BRIG	56	9	12	8	27	32	4	36	44	0	0	3	0	0	0	7	0	11	0	0	0	1	25	0	0	0	0	0	0
Hearing	12	6	0	2	4	0	0	0	0	0	0	0	0	0	0	0	0	0	0	0	0	0	0	0	0	0	0	0	0
CFC #25 Child & Family Connections, Options & Advocacy for McHenry Co., 365 Millennium Dr, Ste A, Crystal Lake, IL 60012 - Susan Beckman																													
ASQ	203	45	61	51	20	26	0	6	197	0	0	0	156	1	0	0	0	0	0	0	0	17	20	0	0	0	2	1	0
ASQ-3	83	0	0	8	42	33	0	10	73	0	0	1	1	0	0	0	0	0	0	6	0	2	36	0	0	0	0	1	0
ASQ:SE	23	0	0	0	11	12	0	0	23	0	0	0	0	0	0	0	0	0	0	0	0	3	20	0	0	0	0	0	0
ASQ:SE-2	60	0	0	0	35	25	0	2	58	0	0	0	0	0	0	0	0	0	6	0	0	25	0	0	0	0	0	0	0
CIP	21	0	0	0	11	10	0	3	18	0	0	0	0	0	0	0	0	0	0	0	0	7	11	0	0	0	0	0	0
DIAL-4	47	0	0	6	24	16	1	7	40	0	0	1	0	3	0	0	0	0	0	0	0	0	37	0	0	0	0	0	0
ESP	12	0	0	1	3	8	0	1	11	0	0	0	0	1	0	0	0	0	0	0	0	10	0	0	0	0	0	0	0
PRO-3	12	0	0	1	3	8	0	1	11	0	0	0	0	1	0	0	0	0	0	0	0	10	0	0	0	0	0	0	0